



# School Census Preliminary Reports

## 2015

Ministry Of Education Sri Lanka



Prepared By: Statistics Branch

## PREFACE

Accurate and updated information is an essential tool in decision making related to policy formulation. The Statistics Branch of the Ministry of Education has been carried out annual school censuses for the past five decades, which has become the major source of education information. Information gathered is expected to help the planners to diagnose past trends, strengths and weaknesses and to use as a basis for the development and quality improvement of the existing education system.

This major annual task has been successfully carried out with active corporation and contribution of various officers at all levels in the general education system. My appreciation goes to the officers of the Provincial Department of Education, Zonal Education office, Divisional Education office and the Principals of all the schools for their corporation given to make this process successful. The contribution given by the Principals of Private Schools and Heads of Special Schools, Teacher Training Colleges, National Colleges of Education and Pirivenas also greatly appreciated

This publication has been organized and prepared by the Statistics Branch of this Ministry. I wish to thank them for their hard work in bringing out this publication.

I hope the information given in this publication would be of immense use to policy makers, planners in education and the researchers in educational pursuits



S.U Wijerathna

Additional Secretary (Policy Planning & Performance Review)

Ministry of Education

“Isurupaya”

Battaramulla.

10<sup>th</sup> December 2015

## Contents

	<b>Page No.</b>
Preface	i
Contents	ii
List of Tables	iii-iv
List of Figures	v
Basic information in Government schools (Summary)	01
Introduction	02
Administrative system of education	02
<b>Preliminary findings of Annual School Census - 2015</b>	<b>03</b>
<b>Information about government schools</b>	<b>03</b>
Functional grade wise comparison of basic information	03
Comparison of basic information by type of school	04
Schools by functional grade	05
Schools by medium of instruction	06
Schools by size of student population	06
<b>Student information</b>	<b>07</b>
Students by medium of study	07
<b>Teacher information</b>	<b>08</b>
Teachers by major qualification category	08
Gross student teacher ratios in government schools	09
Student teacher ratio by various types school	09
Student teacher ratio in 1 teacher and 2 teacher schools	10
Student teacher ratio by appointment category of teachers	10
Grade one new admissions	11
Admissions to Grade one by gender and medium of study	11
Tables in details	11-42
Appendix	43-64

## List of Tables

	Page No.
1.1: Districts, Education Zones and Education Divisions by province	02
1.2: Schools, Students, Teachers and Grade 1 admissions by functional grade of school	03
1.3: Type of Schools by No. of Schools, Students and Teachers	04
1.4: Schools by functional grade and province	05
1.5: Number and Percentage of Schools by number of teachers	05
1.6: Schools by medium of instruction and province	06
1.7: Schools by size of students population and province	06
1.8: Schools by medium of study and province	07
1.9: Teachers by major qualification category & province	08
1.10: STR by functional grade, sex of student and medium of instruction	09
1.11: No. of 1 teacher and 2 teacher in schools by student teacher ratio	10
1.12: student Teacher ratio (STR) by province	10
1.13 Grade 1 admissions by medium, gender and province	11
<b>Schools</b>	
Table 1 - Functioning government schools by functional grade and district	12
Table 2 - Functioning schools by sex of students, medium of instruction and district	13-14
Table 3 - Government schools by functional grade span	15
Table 4 - Functioning schools by medium of instruction, sex of students and functional grade	16
Table 5 - Student by gender medium of study and functional grade of schools	16
Table 6 - National and Provincial Schools and their student enrolment by District -2016	17
Table 7 - Student by gender, medium of study and district	18
Table 8 - Students by school grade and District	19-20
Table 9 - Government schools and their students enrolment by functional grade and district	21
Table 10 - Schools by size of students population and district	22
Table 11 - Schools by functional grade, sex of students, and size of students population	23
Table 12 - Schools by medium of instruction and size of students population	24
<b>Teachers</b>	
Table 13 - Teachers by category of appointment and district	25
Table 14 - Government schools and teachers by functional grade of school and district	26
Table 15 - Government schools by size of teachers population and district	27
<b>Gross pupil teacher ratio</b>	
Table 16 - Gross pupil teacher ratios by category of teacher and district	28
Table 17 - Gross pupil teacher ratios by functional grade of school, type of school and district	29
Table 18 - Gross pupil teacher ratios by medium of instruction of school and district	30
Table 19 - Schools by gross pupil teacher ratio and district	31

Table 20 -Schools by functional grade, Type of schools and gross pupil teacher ratio group	32
Table 21 -Schools by medium of instruction and gross pupil teacher ratio group	33
Table 22 -Schools by gross pupil teacher ratio and number of teachers in school	34
<b>Grade one new admissions</b>	
Table 23 - Grade one new admissions by gender, medium of study and district	35
Table 24 - Grade one new admissions by gender, functional grade of school and district	36
Table 25 -Schools by functional grade, sex of students and size of grade one admissions	37
Table 26 -Schools by medium of instruction and size of grade one new admissions	38
Table 27 -Schools by size of grade one new admissions and district	39
Table 28 -Private schools and their students and teachers	40
Table 29 -Pirivenas and their students and teachers	41
Table 30 -Teacher Training Colleges (TTCs) and National Colleges of Education(NCsOE)	42

## List of Figures

	<b>Page No</b>
1.1: Distribution of school information by type	04
1.2: Schools by size of student population	07
1.3: Student by medium of study	08
1.4: Percentage of teachers by appointment category	09
1.5: Grade 1 new admission by gender and province	11

## Basic Information in Government Schools, 2015

### Schools

<b>All Schools</b>	<b>10,144</b>
1AB Schools	1,005
1C Schools	1,801
Type 2 Schools	3,462
Type 3 Schools	3,876

#### Medium of instruction

Sinhala only	6,340
Tamil only	2,996
Sinhala & Tamil	69
Sinhala & English	523
Tamil & English	168
Sinhala, Tamil & English	48

#### Student Population

1-50 students	1,515
51-100 students	1,538
101-150 students	1,176
151-200 students	931
201-500 students	2,646
501-1000 students	1,379
1001-1500 students	424
1501-2000 students	218
2001-3000 students	193
3001-4000 students	75
4001 students & above	49

#### Teachers by Schools

1 Teacher schools	48
2 Teacher schools	115
3-9 Teacher schools	2,950
10-25 Teacher schools	4,215
26-50 Teacherschools	1,916
51-100 Teacher schools	660

101 Teacher & above	240
---------------------	-----

<b>National Schools</b>	<b>352</b>
-------------------------	------------

<b>Provincial Schools</b>	<b>9,792</b>
---------------------------	--------------

#### Grade 1 Admissions **323,337**

1AB Schools	46,984
1C Schools	68,282
Type 2 Schools	83,869
Type 3 Schools	124,202

### Students

<b>All Students</b>	<b>4,129,534</b>
1AB Schools	1,626,095
1C Schools	1,042,093
Type 2 Schools	837,103
Type 3 Schools	624,243

#### Gender

Male students	2,045,369
Female students	2,084,165

#### Primary

(Grade 1-5 & Special Education)	1,725,657
---------------------------------	-----------

#### Junior Secondary

(Grade 6-9)	1,308,485
-------------	-----------

#### Senior Secondary

(Grade 10-11)	594,494
---------------	---------

#### Collegiate

(Grade 12-13)	500,898
---------------	---------

### Teachers

#### **All Teachers 233,883**

Graduate teachers	97,295
Trained teachers	130,878
Untrained teachers	2,751
Trainee teachers	2,315
Other teachers	644

#### School Type by Teachers

1AB Schools	76,599
1C Schools	60,567
Type 2 Schools	62,551
Type 3 Schools	34,166

#### **Student teacher ratio 18**

Students/ Graduate teacher ratio	42
Student/ trained teacher ratio	32
Student/Untrained teacher ratio	723

#### **Student teacher ratio**

1AB Schools	21
1C Schools	17
Type 2 Schools	13
Type 3 Schools	18
Boys schools	22
Girls schools	23
Mixed schools	17

## Introduction

The Ministry of Education has conducted an uninterrupted series of annual school censuses for the last 50 years and this has become the major data source of education data in the country. Much information has been collected from government schools about students, teachers, non-academic staff and the physical facilities available in the schools. Simultaneous to the annual school census of government schools, separate censuses are carried out to collect information from Private Schools, Pirivenas, Teacher Training Colleges and National Colleges of Education. The collected information has been processed and made available annually to the researchers, policy makers and the planners for their researches, planning and development work. This report is a step in the process of making the information available to such planners and the other data users.

The first part of this report presents the preliminary findings of the School Census 2015, which was carried out as 1<sup>st</sup> June 2015. Information about the schools, Students and teachers in government schools are used in the preparation of this part. Information related to Private Schools, Pirivenas, Teacher Training Colleges and National Colleges of Education are also included in this section. Provincial and district level information which are widely used by the data users has been prepared.

### **Administrative system of education**

Table 1.1 Districts, Education Zones and Education Divisions by province,2015

<b>Province</b>	<b>No. of districts</b>	<b>No. of education zones</b>	<b>No. of education divisions</b>
Western	3	11	38
Central	3	15	40
Southern	3	11	39
Northern	5	12	35
Eastern	3	17	48
North Western	2	8	31
North Central	2	8	30
Uva	2	9	23
Sabaragamuwa	2	7	27
<b>Sri Lanka</b>	<b>25</b>	<b>98</b>	<b>311</b>

source: Annual School Census,2015

### **Section 1**

#### **Preliminary findings of Annual School Census – 2015**

Three schedules have been used to collect the information from government schools.

- SC1 schedule: used to collect the information from schools. Information about schools, students, physical facilities available in the school and non-academic staff has been collected from this schedule.
- FT schedule: teacher from (FT) has been used to collect information about teachers in the school.
- SC/SS schedule: school summary form used to collect variety of information which is urgently needed.



school summaries completed by schools and division summaries completed by divisional directors are used in the Preparation of this section.

Two schedules, School schedule and Teacher form are used to collect information from Private schools in the country. Information of Pirivenas, Teacher Training Colleges and National Colleges of Education has been collected using separate questionnaires prepared by the Statistics of Ministry of Education. Information collected from Private Schools, Pirivenas, Teacher Training Colleges and National Colleges of Education also used to prepare this report.

## Information about government schools

### Functional grade wise comparison of basic information

**Table 1.2 Schools, Students, Teachers , and Grade 1 Admissions by functional grade of School**

Type of school	Schools	Students	Teachers	Grade 1 admissions	Student teacher ratio
1AB	1,005	1,626,095	76,599	46,984	21
	9.9	39.4	32.8	14.5	
1C	1,801	1,042,093	60,567	68,282	17
	17.8	25.2	25.9	21.1	
Type 2	3,462	837,103	62,551	83,869	13
	34.1	20.3	26.7	25.9	
Type 3	3,876	624,243	34,166	124,202	18
	38.2	15.1	14.6	38.4	
Total	10,144	4,129,534	233,883	323,337	18
	100.00	100.00	100.00	100.00	

1AB - Schools having Advanced Level Science stream classes

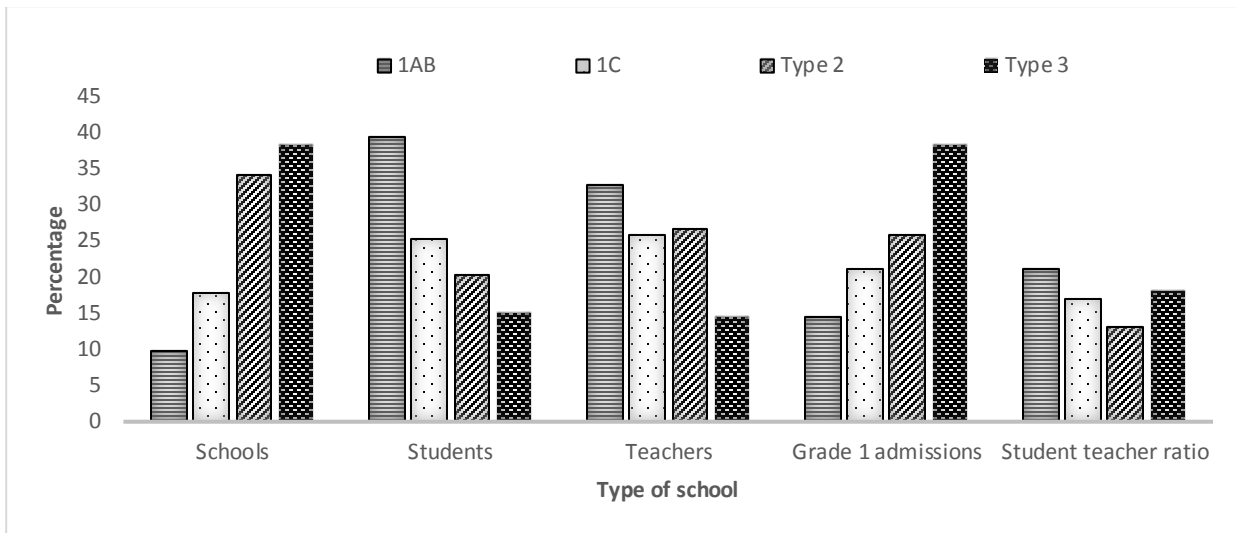
1C - Schools having Advanced Level Arts and/or Commerce streams but no Science stream

Type 2 - Schools having classes only up to grade 11

Type 3 - Schools having classes only up to grade 8

There are 10,144 government schools in Sri Lanka. 23 new schools have been opened after the month of June 2014 and have been included in this census.

### Graph 1.1: Distribution of school information by type



Gross student teacher ratio is the number of students per teacher  
(Including academic staff involved in admission and supervision)

$$\text{Gross STR} = \frac{\text{No. of Students}}{\text{No. of Teachers}}$$

### Comparison of basic information by type of school

**Table 1.3 Type of Schools by No. of Schools, Students, Teachers**

Type of school	Schools		Students		Teachers	
	No.	%	No.	%	No.	%
National Schools	352	3.5	805,593	19.5	37,232	15.9
Provincial Schools	9,792	96.5	3,323,941	80.5	196,651	84.1
<b>All Schools</b>	<b>10,144</b>	<b>100</b>	<b>4,129,534</b>	<b>100</b>	<b>233,883</b>	<b>100</b>

Although the national schools represent a mere 3.5 percent of all schools, almost one fifth of students are in these schools.

### Schools by functional grade

**Table 1.4 Schools by functional grade and province**

Province	1AB	1C	Type 2	Type 3	Total
Western	193	252	497	417	1,359
Central	115	317	467	620	1,519
Southern	150	206	378	379	1,113
Northern	98	109	302	471	980
Eastern	94	176	356	477	1,103
North Western	108	256	476	409	1,249
North Central	61	129	235	379	804
Uva	78	182	315	317	892
Sabaragamuwa	108	174	436	407	1,125
Sri Lanka	1,005	1,801	3,462	3,876	10,144

The highest number of 1AB schools are in the Western Province. 38% of the schools have classes only up to Grade 5 or Grade 8.

**Table 1.5 Number and Percentage of Schools by number of teachers**

No. of teachers	No. of Schools	(%)
1 teacher	48	0.5
2 teachers	115	1.1
3-5 teachers	774	7.6
6-10 teachers	2,411	23.8
11-15 teachers	1,140	11.2
16-20 teachers	2,040	20.1
21-50 teachers	2,716	26.8
50-100 teachers	660	6.5
>100 teachers	240	2.4
Total	10,144	100

From all schools in the country, about 9 percent of schools have less than 5 teachers while around 9 percent schools have more than 50 teachers. More than one fourth of total schools have 21-50 teachers.

### Schools by medium of instruction

**Table 1.6 Schools by medium of instruction and province**

Province	Sinhala	Tamil	Sinhala & Tamil	Sinhala & English	Tamil & English	Sinhala, Tamil & English	Total
Western	1,062	107	21	139	14	16	1,359
Central	854	539	15	77	19	15	1,519
Southern	984	36	8	81	4		1,113
Northern	26	887	2	1	64		980
Eastern	261	789	3	7	43		1,103
North Western	980	160	9	90	8	2	1,249
North Central	684	93		24	1	2	804
Uva	639	196	3	43	6	5	892
Sabaragamuwa	850	189	8	61	9	8	1,125
Sri Lanka	6,340	2,996	69	523	168	48	10,144

From the total schools, 6,340 schools (63 %) are Sinhala medium schools while students of 48 schools learn in all three mediums i.e. Sinhala, Tamil and English. Three or more subjects for at least one grade are taught in English medium in 739 schools distributed throughout the island.

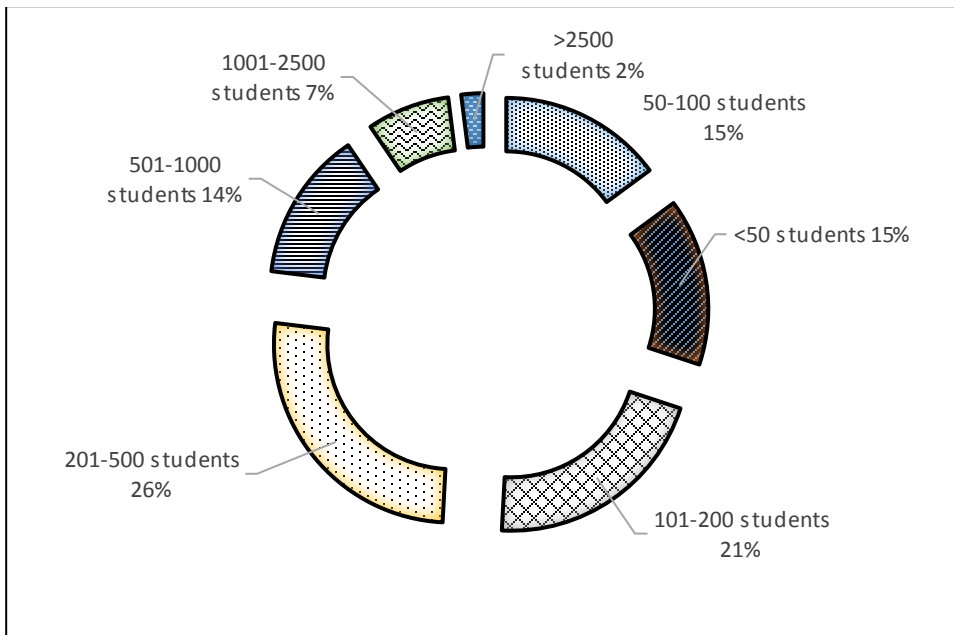
### Schools by size of student population

**Table 1.7 Schools by size of students' population and province**

Province	Schools with							Total
	<50 students	50-100 students	101-200 students	201-500 students	501-1000 students	1001-2500 students	>2500 students	
Western	75	135	233	361	262	218	75	1,359
Central	231	266	318	390	198	97	19	1,519
Southern	142	163	242	279	153	100	34	1,113
Northern	251	163	208	223	96	38	1	980
Eastern	147	169	231	313	170	66	7	1,103
North Western	142	195	277	361	159	91	24	1,249
North Central	136	135	160	220	102	41	10	804
Uva	152	131	204	232	124	41	8	892
Sabaragamuwa	239	181	234	267	115	69	20	1,125
Sri Lanka	1,515	1,538	2,107	2,646	1,379	761	198	10,144
%	14.9	15.2	20.8	26.1	13.6	7.5	2	100.1

14.9 percent of schools have less than 50 students and half of the schools in the country have less than 200 schools.

### Graph 1.2: School by size of student population



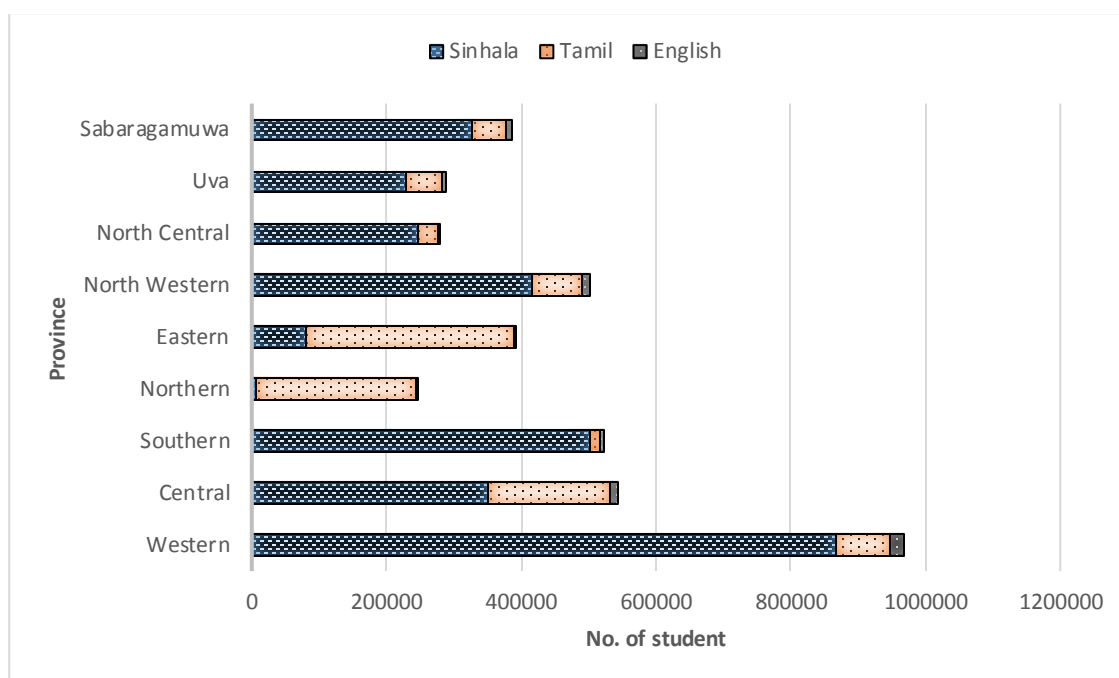
## Student information

### Students by medium of study

**Table 1.8 Schools by size of students' population and province**

Province	Medium of study			Total
	Sinhala	Tamil	English	
Western	865,948	79,978	23,371	969,297
Central	349,559	182,157	11,083	542,799
Southern	501,489	14,795	7,968	524,252
Northern	4,864	238,687	3,318	246,869
Eastern	79,348	309,300	3,475	392,123
North Western	416,786	73,964	11,137	501,887
North Central	247,496	28,377	3,108	278,981
Uva	229,218	52,624	4,953	286,795
Sabaragamuwa	327,364	51,413	7,754	386,531
Sri Lanka	3,022,072	1,031,295	76,167	4,129,534
%	73.2	25.0	1.8	100.0

Table shows that 1.8 percent of students in Sri Lanka are studying in English medium and about 31 percent of them are in the Western Province.



## Teacher information

### Teachers by major qualification category

**Table 1.9: Teachers by major qualification category and province**

Province	Graduate	Trained	Trainee	Untrained	Other	Total
Western	23,831	20,884	65	143	118	45,041
Central	12,568	19,909	880	799	39	34,195
Southern	12,385	16,389	176	156	38	29,144
Northern	6,169	9,732	21	107	165	16,194
Eastern	7,272	13,489	108	298	44	21,211
North Western	11,287	15,781	133	380	28	27,609
North Central	6,615	9,682	115	205	52	16,669
Uva	7,175	11,518	470	481	127	19,771
Sabaragamuwa	9,993	13,494	347	182	33	24,049
Sri Lanka	97,295	130,878	2,315	2,751	644	233,883
%	41.6	56.0	1.0	1.2	0.3	100.0

**Graduate teachers** – Graduates, Post graduate degree/ diploma holders and graduate trainees

**Trained teachers** – Teachers passed out from teacher Training colleges/ National Colleges of Education and teachers having 2 years' diploma in Science/Mathematics

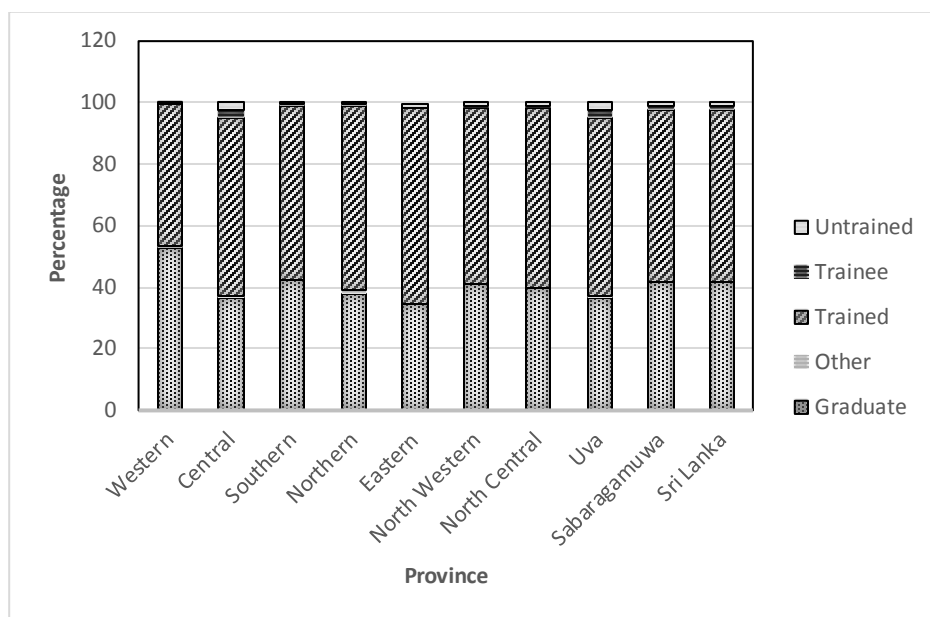
**Trainee** – Teachers not absorbed to Sri Lanka Teacher Service

**Untrained** – Untrained teachers and 2-3 years' diploma holders (absorbed to Sri Lanka Teacher Service)

**Other** – Teachers paid by other government institutes and teachers paid by nongovernment institutes / organisations.

About 97.6 percent of the teachers in government schools are either graduates or trained teachers.

**Graph 1.4: Percentage of teachers by appointment category**



## Gross student teacher ratio (STR) in government schools

### Student teacher ratio by various type of schools

**Table 1.10 STR by functional grade, sex of student and medium of instruction**

Type of school	Student Teacher Ratio
<b>Functional grade</b>	
1AB	21
1C	17
Type 2	13
Type 3	18
<b>Type of schools</b>	
Boys	22
Girls	23
Mixed	17
<b>Medium of instruction</b>	
Sinhala only	16
Tamil only	17
Sinhala and Tamil	16
Sinhala and English	22
Tamil and English	20
Sinhala, Tamil and English	21
<b>All schools</b>	<b>18</b>

## Student teacher ratios in 1 teacher and 2 teacher schools

**Table 1.11 No. of 1 teacher and 2 teacher schools by student teacher ratio**

STR	1 teacher schools	2 teacher schools
1 students per teacher	2	4
2 students per teacher	3	13
3 students per teacher	4	2
4 students per teacher	2	9
5 students per teacher	3	9
6 students per teacher	3	11
7 students per teacher		6
8 students per teacher	3	12
9 students per teacher	4	3
10-20 students per teacher	15	39
21-30 students per teacher	1	2
31-40 students per teacher	5	2
41-50 students per teacher	1	1
51-75 students per teacher		1
76-100 students per teacher		
101 or more students per teacher	2	1
All schools	48	115

## Student teacher ratio by appointment category of teachers

**Table 1.12 Student teacher ratio (STR) by province**

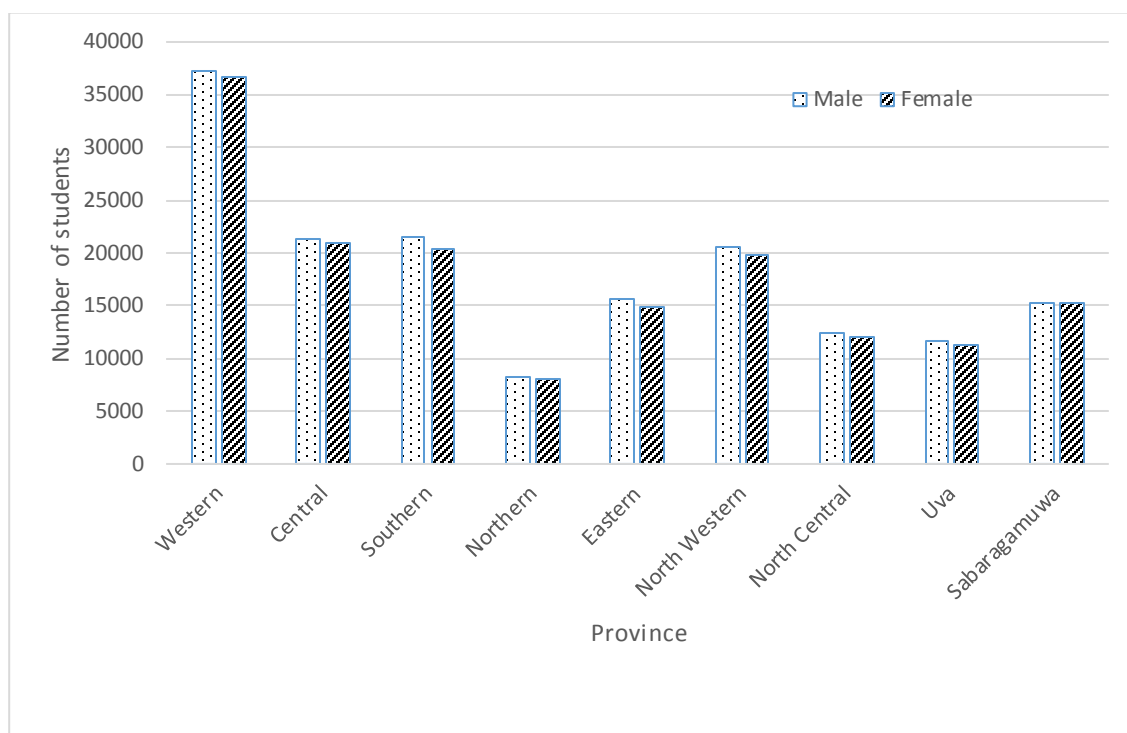
Province	Student/Graduate teacher ratio	Student/Trained teacher ratio	Student/Untrained teacher ratio	Overall teacher ratio
Western	41	46	6,778	22
Central	43	27	679	16
Southern	42	32	3,361	18
Northern	40	25	2,307	15
Eastern	54	29	1,316	18
North Western	44	32	1,321	18
North Central	42	29	1,361	17
Uva	40	25	596	15
Sabaragamuwa	39	29	2,124	16
Sri Lanka	42	32	1,501	18

Western province has the highest student teacher ratio while Northern and Uva provinces are fortunate to have the lowest student teacher ratio (16:1). Students in the Western are privileged to have very high students untrained teacher ratios.



## Grade one new admissions

Graph 1.5: Grade 1 new admission by gender and province



## Admissions to Grade one by gender and medium of study

Table 1.13 Grade 1 admissions by medium, gender and province

Province	Gender		Medium of study			Total
	Male	Female	Sinhala	Tamil	English	
Western	37,342	36,711	67,422	6,631	0	74,053
Central	21,304	21,007	27,987	14,324	0	42,311
Southern	21,547	20,312	40,937	922	0	41,859
Northern	8,279	7,990	494	15,775	0	16,269
Eastern	15,576	14,970	6,792	23,754	0	30,546
North Western	20,584	19,752	34,883	5,453	0	40,336
North Central	12,370	12,103	22,180	2,293	0	24,473
Uva	11,573	11,362	18,870	4,065	0	22,935
Sabaragamuwa	15,331	15,224	26,722	3,833	0	30,555
Sri Lanka	163,906	159,431	246,287	77,050	0	323,337

Similar to the previous years, boys are slightly higher than girls in grade 1 admissions in all nine provinces. There is no English medium in Government schools.

**Table 1 : Functioning government schools by functional grade and district**

<b>District</b>	<b>1AB</b>	<b>1C</b>	<b>Type 2</b>	<b>Type 3</b>	<b>Total</b>
Colombo	78	79	149	100	406
Gampaha	66	106	187	177	536
Kalutara	49	67	161	140	417
Kandy	60	161	217	211	649
Matale	21	67	98	136	322
Nuwaraeliya	34	89	152	273	548
Galle	67	70	118	175	430
Matara	45	71	131	117	364
Hambantota	38	65	129	87	319
Jaffna	47	44	149	199	439
Kilinochchi	12	14	37	41	104
Mannar	15	20	29	69	133
Vavuniya	11	22	46	102	181
Mullativu	13	9	41	60	123
Batticaloa	34	50	106	165	355
Ampara	36	67	150	183	436
Trincomalee	24	59	100	129	312
Kurunegala	75	184	316	308	883
Puttalam	33	72	160	101	366
Anuradhapura	37	96	176	248	557
Polonnaruwa	24	33	59	131	247
Badulla	46	133	195	224	598
Monaragala	32	49	120	93	294
Ratnapura	59	84	248	201	592
Kaegalle	49	90	188	206	533
<b>Sri Lanka</b>	<b>1,005</b>	<b>1,801</b>	<b>3,462</b>	<b>3,876</b>	<b>10,144</b>

Source :School Census 2015, Provisional

**Table 2 : Functioning schools by sex of students, medium of Instruction and district**

District	Sinhala medium only				Tamil medium only				Sinhala and Tamil medium				Sinhala and English medium			
	Boys	Girls	Mixed	Total	Boys	Girls	Mixed	Total	Boys	Girls	Mixed	Total	Boys	Girls	Mixed	Total
Colombo	16	20	248	284	3	1	31	35	2	4	6	12	13	25	22	60
Gampaha	4	9	445	458		1	19	20			1	1	5	9	37	51
Kalutara	2	6	312	320			52	52			8	8	3	5	20	28
Kandy	3	6	386	395	2	1	171	174		1	8	9	6	9	33	48
Matale		1	249	250			53	53			1	1	1	1	11	13
Nuwara-Eliya	1		208	209		1	311	312	2	1	2	5		2	14	16
Galle	2	2	376	380			12	12	2	1	2	5	4	7	20	31
Matara		1	315	316			16	16			2	2	4	3	22	29
Hambantota			288	288			8	8			1	1	1	3	17	21
Jaffna			-	-	6	12	387	405		1		1				-
Kilinochchi			-	-			97	97				-				-
Mannar			1	1	1	1	121	123			1	1				-
Vavuniya			18	18			155	155				-		1	1	1
Mullaitivu			7	7			107	107				-				-
Batticaloa			-	-	2	10	326	338				-				-
Ampara			180	180	3	5	225	233				-	1	6	7	7
Trincomalee		1	80	81	6	11	201	218			3	3				-
Kurunegala		1	722	723			83	83			3	3	4	4	62	70
Puttalam	2	3	252	257			77	77		1	5	6	3	5	12	20
Anuradhapura			469	469			68	68				-	1	1	17	19
Polonnaruwa			215	215			25	25				-		1	4	5
Badulla		1	383	384	1	1	174	176			3	3	2	4	19	25
Monaragala			255	255			20	20				-		1	17	18
Ratnapura	1	1	442	444			98	98			5	5	1	2	33	36
Kegalle	1	1	404	406			91	91			3	3	2	2	21	25
Sri Lanka	32	53	6,255	6,340	24	44	2,928	2,996	6	9	54	69	50	85	388	523

Source :School Census 2015, Provisional

Cont.....

**Table 2 : Functioning schools by sex of students, medium of Instruction and district (Cont.)**

District	Tamil and English medium				Sinhala, Tamil and English medium				All schools			
	Boys	Girls	Mixed	Total	Boys	Girls	Mixed	Total	Boys	Girls	Mixed	Total
Colombo	1	3	2	6	4	4	1	9	39	57	310	406
Gampaha			3	3	1	1	1	3	10	20	506	536
Kalutara	1	2	2	5			4	4	6	13	398	417
Kandy		2	8	10	4	5	4	13	15	24	610	649
Matale	2	2	1	5				0	3	4	315	322
Nuwara-Eliya			4	4		1	1	2	3	5	540	548
Galle			2	2				0	8	10	412	430
Matara			1	1				0	4	4	356	364
Hambantota			1	1				0	1	3	315	319
Jaffna	7	10	16	33				0	13	23	403	439
Kilinochchi		1	6	7				0	0	1	103	104
Mannar	1	1	6	8				0	2	2	129	133
Vavuniya		2	5	7				0	0	2	179	181
Mullaitivu			9	9				0	0	0	123	123
Batticaloa	6	5	6	17				0	8	15	332	355
Ampara	1	2	13	16				0	4	8	424	436
Trincomalee	5	3	2	10				0	11	15	286	312
Kurunegala			4	4				0	4	5	874	883
Puttalam	1		3	4		1	1	2	6	10	350	366
Anuradhapura				0			1	1	1	1	555	557
Polonnaruwa			1	1			1	1	0	1	246	247
Badulla	1	1	4	6			4	4	4	7	587	598
Monaragala				0			1	1	0	1	293	294
Ratnapura			2	2		2	5	7	2	5	585	592
Kegalle			7	7			1	1	3	3	527	533
Sri Lanka	26	34	108	168	9	14	25	48	147	239	9758	10,144

Source :School Census 2015, Provisional

**Table 3 : Government schools by functional grade span, 2015**

District	1-5	1-8	1-11	1-13	6-11	6-13	Total
Colombo	99	1	147	128	2	29	406
Gampaha	177		183	112	4	60	536
Kalutara	133	7	159	96	2	20	417
Kandy	196	15	217	165		56	649
Matale	127	9	98	58		30	322
Nuwara-Eliya	265	8	151	88	1	35	548
Galle	174	1	117	111	1	26	430
Matara	117		129	83	2	33	364
Hambantota	87		128	68	1	35	319
Jaffna	191	8	146	54	3	37	439
Kilinochchi	41		37	16		10	104
Mannar	65	4	29	22		13	133
Vavuniya	99	3	46	30		3	181
Mullaitivu	58	2	41	10		12	123
Batticaloa	161	4	106	75		9	355
Ampara	176	7	150	92		11	436
Trincomalee	122	7	99	70	1	13	312
Kurunegala	299	9	316	226		33	883
Puttalam	96	5	160	83		22	366
Anuradhapura	242	6	176	112		21	557
Polonnaruwa	127	4	59	48		9	247
Badulla	209	15	196	150		28	598
Monaragala	86	7	119	50	1	31	294
Ratnapura	179	22	248	110		33	592
Kegalle	197	9	186	106	2	33	533
<b>Sri Lanka</b>	<b>3,723</b>	<b>153</b>	<b>3,443</b>	<b>2,163</b>	<b>20</b>	<b>642</b>	<b>10,144</b>

Source :School Census 2015, Provisional

**Table 4 : Functioning schools by medium of Instruction , sex of students and functional grade**

District	medium of Instruction						Type of School			
	Sinhala medium only	Tamil medium only	Sinhala and Tamil medium	Sinhala and English medium	Tamil and English medium	Sinhala Tamil and English medium	Boys	Girls	Mixed	Total
1AB	291	108	8	427	140	31	91	132	782	1,005
1C	1,149	529	17	73	22	11	23	58	1,720	1,801
Type2	2,455	959	23	19	3	3	16	31	3,415	3,462
Type3	2,445	1,400	21	4	3	3	17	18	3,841	3,876
<b>Total</b>	<b>6,340</b>	<b>2,996</b>	<b>69</b>	<b>523</b>	<b>168</b>	<b>48</b>	<b>147</b>	<b>239</b>	<b>9,758</b>	<b>10,144</b>

Source :School Census 2015,  
Provisional

**Table 5 : Students by gender, medium of study and functional grade of school**

Functional grade	Sinhala medium			Tamil medium			English medium			All medium		
	Male	Female	Total	Male	Female	Total	Male	Female	Total	Male	Female	Total
1AB	609,769	645,500	1,255,269	148,240	151,800	300,040	30,845	39,941	70,786	788,854	837,241	1,626,095
1C	354,470	361,898	716,368	151,887	169,620	321,507	1,759	2,459	4,218	508,116	533,977	1,042,093
Type2	301,937	288,257	590,194	124,102	121,682	245,784	481	644	1,125	426,520	410,583	837,103
Type3	235,849	224,392	460,241	86,012	77,952	163,964	18	20	38	321,879	302,364	624,243
<b>Total</b>	<b>1,502,025</b>	<b>1,520,047</b>	<b>3,022,072</b>	<b>510,241</b>	<b>521,054</b>	<b>1,031,295</b>	<b>33,103</b>	<b>43,064</b>	<b>76,167</b>	<b>2,045,369</b>	<b>2,084,165</b>	<b>4,129,534</b>

Source :School Census 2015,  
Provisional

**Table 6 : National and Provincial Schools and their student enrolment by district - 2015**

District	National Schools			Provincial Schools			All Schools	
	No.	Students	%	No.	Students	%	No.	Students
Colombo	37	127,998	34	369	252,050	66	406	380,048
Gampaha	17	49,798	14	519	312,321	86	536	362,119
Kalutara	18	49,567	22	399	177,563	78	417	227,130
Kandy	35	59,976	22	614	218,434	78	649	278,410
Matale	12	23,330	23	310	77,559	77	322	100,889
Nuwara-Eliya	7	9,067	6	541	154,433	94	548	163,500
Galle	28	76,710	34	402	147,274	66	430	223,984
Matara	22	52,526	32	342	114,125	68	364	166,651
Hambantota	16	33,479	25	303	100,138	75	319	133,617
Jaffna	7	13,031	11	432	108,421	89	439	121,452
Kilinochchi	2	2,153	7	102	30,343	93	104	32,496
Mannar	5	6,157	23	128	20,709	77	133	26,866
Vavuniya	5	6,947	18	176	30,875	82	181	37,822
Mullaitivu	3	2,343	8	120	25,890	92	123	28,233
Batticaloa	10	18,652	14	345	112,171	86	355	130,823
Ampara	10	21,444	13	426	139,582	87	436	161,026
Trincomalee	9	14,971	15	303	85,303	85	312	100,274
Kurunegala	28	63,934	19	855	270,348	81	883	334,282
Puttalam	7	18,244	11	359	149,361	89	366	167,605
Anuradhapura	6	16,840	9	551	176,360	91	557	193,200
Polonnaruwa	4	7,933	9	243	77,848	91	247	85,781
Badulla	27	38,573	21	571	147,299	79	598	185,872
Monaragala	9	16,602	16	285	84,321	84	294	100,923
Ratnapura	14	36,802	17	578	181,475	83	592	218,277
Kegalle	14	38,516	23	519	129,738	77	533	168,254
<b>Total</b>	<b>352</b>	<b>805,593</b>	<b>20</b>	<b>9,792</b>	<b>3,323,941</b>	<b>80</b>	<b>352</b>	<b>4,129,534</b>

Source: School Census 2015,  
Provisional

**Table 7 :Students by gender, medium of study and district**

District	Sinhala medium			Tamil medium			English medium			All students		
	Male	Female	Total	Male	Female	Total	Male	Female	Total	Male	Female	Total
Colombo	168,095	162,659	330,754	17,330	17,488	34,818	6,901	7,575	14,476	192,326	187,722	380,048
Gampaha	166,245	173,164	339,409	8,133	8,627	16,760	2,296	3,654	5,950	176,674	185,445	362,119
Kalutara	97,585	98,200	195,785	13,402	14,998	28,400	1,281	1,664	2,945	112,268	114,862	227,130
Kandy	100,839	103,492	204,331	32,208	34,009	66,217	3,157	4,705	7,862	136,204	142,206	278,410
Matale	39,830	40,613	80,443	9,157	9,426	18,583	911	952	1,863	49,898	50,991	100,889
Nuwaraeliya	31,623	33,162	64,785	48,777	48,580	97,357	585	773	1,358	80,985	82,515	163,500
Galle	107,791	108,195	215,986	2,379	2,436	4,815	1,248	1,935	3,183	111,418	112,566	223,984
Matara	79,059	77,785	156,844	3,630	3,693	7,323	1,093	1,391	2,484	83,782	82,869	166,651
Hambantota	63,422	65,237	128,659	1,297	1,360	2,657	885	1,416	2,301	65,604	68,013	133,617
Jaffna	0	0	0	58,432	60,847	119,279	1,027	1,146	2,173	59,459	61,993	121,452
Kilinochchi	0	0	0	16,092	16,301	32,393	43	60	103	16,135	16,361	32,496
Mannar	6	4	10	13,241	13,316	26,557	148	151	299	13,395	13,471	26,866
Vavuniya	1,648	1,664	3,312	16,905	17,033	33,938	294	278	572	18,847	18,975	37,822
Mullativu	789	753	1,542	13,082	13,438	26,520	59	112	171	13,930	14,303	28,233
Batticaloa	0	0	0	64,582	65,773	130,355	167	301	468	64,749	66,074	130,823
Ampara	28,016	28,522	56,538	52,027	49,930	101,957	1,115	1,416	2,531	81,158	79,868	161,026
Trincomalee	11,334	11,476	22,810	38,616	38,372	76,988	264	212	476	50,214	50,060	100,274
Kurunegala	148,584	147,014	295,598	13,875	15,974	29,849	4,089	4,746	8,835	166,548	167,734	334,282
Puttalam	60,311	60,877	121,188	22,033	22,082	44,115	969	1,333	2,302	83,313	84,292	167,605
Anuradhapura	84,889	86,616	171,505	9,207	9,899	19,106	1,134	1,455	2,589	95,230	97,970	193,200
Polonnaruwa	37,935	38,056	75,991	4,627	4,644	9,271	225	294	519	42,787	42,994	85,781
Badulla	65,806	68,941	134,747	23,413	24,573	47,986	1,322	1,817	3,139	90,541	95,331	185,872
Monaragala	46,458	48,013	94,471	2,303	2,335	4,638	712	1,102	1,814	49,473	51,450	100,923
Ratnapura	93,442	96,509	189,951	12,360	12,744	25,104	1,237	1,985	3,222	107,039	111,238	218,277
Kaegalle	68,318	69,095	137,413	13,133	13,176	26,309	1,941	2,591	4,532	83,392	84,862	168,254
Sri Lanka	1,502,025	1,520,047	3,022,072	510,241	521,054	1,031,295	33,103	43,064	76,167	2,045,369	2,084,165	4,129,534

Source :School Census 2015, Provisional



**Table 8 : Students by school grade and district**

District	Grade 1	Grade 2	Grade 3	Grade 4	Grade 5	Grade 6	Grade 7	Grade 8	Grade 9	Grade 10	Grade 11	Grade 11 Repeaters
Colombo	28,122	30,042	29,354	29,740	29,678	31,621	30,838	29,762	30,200	28,420	26,857	526
Gampaha	29,311	30,952	30,503	30,233	29,986	29,282	29,300	28,457	28,283	26,900	25,235	430
Kalutara	18,374	19,466	19,594	19,637	18,970	18,472	18,397	17,858	17,558	16,013	14,848	817
Kandy	22,001	22,957	23,124	22,575	22,113	22,965	22,450	22,272	21,667	20,487	18,671	916
Matale	8,721	8,959	8,753	8,337	8,084	8,361	8,119	7,723	7,780	7,563	6,561	438
Nuwaraeliya	13,467	13,735	14,151	14,349	13,748	14,500	14,272	13,546	12,927	12,176	10,152	904
Galle	17,654	19,169	19,030	19,089	18,019	18,061	17,678	17,043	16,695	15,701	15,271	453
Matara	13,294	14,209	14,309	14,204	13,574	13,209	12,991	12,712	12,337	11,838	11,223	767
Hambantota	11,409	11,874	11,435	11,460	10,877	10,753	10,381	9,767	9,526	9,283	8,718	1,083
Jaffna	7,852	8,167	8,872	9,410	9,188	9,359	9,301	9,419	10,038	10,154	9,648	2,456
Kilinochchi	2,364	2,778	3,214	2,578	2,523	2,634	2,594	2,575	2,808	2,358	2,325	463
Mannar	1,952	2,047	2,280	2,071	2,068	2,149	2,073	2,136	2,203	2,005	1,717	373
Vavuniya	2,875	3,052	3,142	3,109	3,002	3,019	3,041	3,039	3,002	2,891	2,657	168
Mullativu	2,204	2,350	2,807	2,418	2,222	2,006	2,060	2,194	2,316	1,953	1,893	465
Batticaloa	10,135	10,974	11,334	11,785	11,673	10,400	10,975	10,834	10,321	9,671	7,877	1,653
Ampara	13,514	13,875	14,499	14,643	13,844	12,466	12,781	12,293	12,195	11,260	9,626	1,756
Trincomalee	8,512	8,867	9,185	8,966	8,262	7,702	7,982	7,850	7,796	7,007	6,156	1,311
Kurunegala	27,877	29,005	28,275	27,960	27,417	26,968	26,449	25,251	25,567	24,299	22,045	1,248
Puttalam	14,336	15,168	15,011	14,377	14,020	14,328	13,825	13,446	12,837	12,129	10,583	546
Anuradhapura	17,541	17,827	17,487	16,481	15,901	15,790	15,573	14,672	14,578	14,142	11,933	671
Polonnaruwa	7,827	7,788	7,949	7,489	7,344	7,009	6,793	6,534	6,705	6,338	5,258	283
Badulla	14,736	15,148	15,631	15,426	15,357	15,606	15,403	14,520	14,204	13,356	12,309	1,494
Monaragala	9,008	8,995	9,443	8,823	8,172	8,316	8,061	7,541	7,254	6,754	6,441	948
Ratnapura	18,431	19,520	19,353	18,971	17,944	18,327	18,099	16,804	16,260	14,872	14,056	450
Kaegalle	13,360	14,291	14,630	14,189	13,894	13,517	13,309	12,869	12,746	12,155	11,323	767
Sri Lanka	334,877	351,215	353,365	348,320	337,880	336,820	332,745	321,117	317,803	299,725	273,383	21,386

Source :School Census 2015, Provisional

**Table 8 :Students by School grade and district (cont.)**

District	2017 A/L grade 12				2016 A/L grade 12				2015 A/L grade 13				2015 A/L grade 13 Repeaters			Special Education	Total
	Science	Art	Commerce	Technology	Science	Art	Commerce	Technology	Science	Art	Commerce	Technology	Science	Art	Commerce		
Colombo	4,964	5,508	6,672	1,107	5,405	4,722	6,689	1,430	4,902	4,227	6,551	1,301	515	162	376	357	380,048
Gampaha	2,865	5,958	4,349	950	3,276	5,208	4,379	1,228	3,142	4,918	4,220	815	512	435	434	558	362,119
Kalutara	1,924	4,136	2,401	372	2,227	3,375	2,324	619	2,151	2,997	2,225	510	539	469	394	463	227,130
Kandy	2,611	5,946	2,798	848	2,870	4,899	2,764	1,081	2,576	4,482	2,773	729	554	597	275	409	278,410
Matale	704	1,982	837	362	709	1,770	735	489	713	1,522	761	389	64	260	80	113	100,889
Nuwara-Eliya	876	2,455	1,063	432	963	2,393	1,182	608	867	2,000	1,081	434	255	495	236	233	163,500
Galle	2,733	4,444	2,433	467	2,687	3,450	2,251	954	2,667	3,191	2,357	670	770	440	377	230	223,984
Matara	1,872	3,244	1,396	532	2,078	2,466	1,276	891	2,021	2,279	1,318	791	734	476	339	271	166,651
Hambantota	1,346	2,521	861	340	1,518	2,021	837	593	1,597	1,987	803	579	503	987	339	219	133,617
Jaffna	1,180	2,616	851	517	1,188	2,363	789	885	1,123	2,309	868	542	427	1,313	418	199	121,452
Kilinochchi	200	508	182	145	186	455	166	185	147	504	176	91	105	130	46	56	32,496
Mannar	183	623	195	133	186	579	208	140	178	550	203	67	125	303	108	11	26,866
Vavuniya	261	632	336	356	313	725	341	232	300	749	276	141	7	59	27	70	37,822
Mullaitivu	163	520	154	73	186	471	148	128	170	462	134	66	138	316	100	116	28,233
Batticaloa	779	2,284	754	428	797	2,235	670	503	678	1,981	735	370	177	566	138	96	130,823
Ampara	1,263	3,150	1,064	431	1,295	2,744	942	506	1,196	2,439	956	392	465	721	262	448	161,026
Trincomalee	514	1,877	640	252	583	1,780	677	323	498	1,635	580	181	231	537	219	151	100,274
Kurunegala	2,867	7,201	2,402	995	3,214	6,333	2,339	1,637	3,072	5,709	2,425	1,182	639	866	372	668	334,282
Puttalam	1,071	2,926	1,340	312	1,294	2,533	1,353	501	1,059	2,291	1,315	412	69	204	47	272	167,605
Anuradhapura	1,335	3,814	1,419	681	1,503	3,022	1,320	906	1,319	2,588	1,043	852	35	398	105	264	193,200
Polonnaruwa	535	1,621	684	268	566	1,186	585	517	351	1,033	488	309	10	105	70	136	85,781
Badulla	1,423	3,708	1,517	463	1,564	3,359	1,348	850	1,453	3,022	1,306	660	718	726	398	167	185,872
Monaragala	587	1,926	701	285	739	1,720	682	398	731	1,603	595	277	154	519	154	96	100,923
Ratnapura	1,829	4,055	1,809	862	1,978	3,607	1,895	831	1,712	3,321	1,785	653	35	387	109	322	218,277
Kegalle	1,597	3,489	1,335	491	1,793	2,930	1,334	844	1,646	2,862	1,316	720	51	322	98	376	168,254
Sri Lanka	35,682	77,144	38,193	12,102	39,118	66,346	37,234	17,279	36,269	60,661	36,290	13,133	7,832	11,793	5,521	6,301	4,129,534

Source :School Census 2015, Provisional

**Table 9: Government schools and their student enrolment by functional grade and district**

District	1AB			1C			Type 2			Type 3		
	Schools	Students		Schools	Students		Schools	Students		Schools	Students	
		No.	%		No.	%		No.	%		No.	%
Colombo	78	213,476	56.2	79	71,386	18.8	149	62,013	16.3	100	33,173	8.7
Gampaha	66	138,448	38.2	106	97,500	26.9	187	64,492	17.8	177	61,679	17.0
Kalutara	49	101,894	44.9	67	52,640	23.2	161	45,879	20.2	140	26,717	11.8
Kandy	60	109,669	39.4	161	85,597	30.7	217	43,392	15.6	211	39,752	14.3
Matale	21	33,665	33.4	67	30,999	30.7	98	17,586	17.4	136	18,639	18.5
Nuwaraeliya	34	40,687	24.9	89	49,729	30.4	152	41,207	25.2	273	31,877	19.5
Galle	67	125,033	55.8	70	39,788	17.8	118	27,909	12.5	175	31,254	14.0
Matara	45	72,993	43.8	71	39,717	23.8	131	26,770	16.1	117	27,171	16.3
Hambantota	38	49,676	37.2	65	30,059	22.5	129	28,712	21.5	87	25,170	18.8
Jaffna	47	48,899	40.3	44	19,707	16.2	149	30,488	25.1	199	22,358	18.4
Kilinochchi	12	10,995	33.8	14	6,374	19.6	37	9,253	28.5	41	5,874	18.1
Mannar	15	11,195	41.7	20	6,460	24.0	29	4,612	17.2	69	4,599	17.1
Vavuniya	11	13,193	34.9	22	10,056	26.6	46	10,057	26.6	102	4,516	11.9
Mullativu	13	8,477	30.0	9	4,310	15.3	41	10,230	36.2	60	5,216	18.5
Batticaloa	34	43,994	33.6	50	30,847	23.6	106	34,056	26.0	165	21,926	16.8
Ampara	36	52,202	32.4	67	39,778	24.7	150	42,652	26.5	183	26,394	16.4
Trincomalee	24	27,270	27.2	59	33,348	33.3	100	24,340	24.3	129	15,316	15.3
Kurunegala	75	132,318	39.6	184	98,118	29.4	316	64,380	19.3	308	39,466	11.8
Puttalam	33	47,729	28.5	72	54,305	32.4	160	43,042	25.7	101	22,529	13.4
Anuradhapura	37	64,763	33.5	96	51,209	26.5	176	39,686	20.5	248	37,542	19.4
Polonnaruwa	24	31,273	36.5	33	19,549	22.8	59	16,318	19.0	131	18,641	21.7
Badulla	46	63,248	34.0	133	61,708	33.2	195	38,572	20.8	224	22,344	12.0
Monaragala	32	35,018	34.7	49	22,090	21.9	120	22,705	22.5	93	21,110	20.9
Ratnapura	59	80,216	36.7	84	50,611	23.2	248	52,966	24.3	201	34,484	15.8
Kaegalle	49	69,764	41.5	90	36,208	21.5	188	35,786	21.3	206	26,496	15.7
Sri Lanka	1005	1,626,095	39.4	1801	1,042,093	25.2	3462	837,103	20.3	3876	624,243	15.1

Source :School Census 2015 Provincial

**Table 10 : Schools by size of student population and district**

District	Size of population																				Total		
	1-15 students	16-30 students	31-50 students	51-75 students	76-100 students	101-125students	126-150students	151-175students	176-200students	201-300students	301-500students	501-750students	751-1000 students	1001-1500 students	1501-2000 students	2001-2500 students	2501-3000 students	3001-3500 students	3501-4000 students	4001-4500 students		4501-5000 students and above	
Colombo	4	3	11	14	11	18	13	14	13	49	54	56	29	39	23	15	8	13	7	3	3	6	406
Gampaha		4	15	20	22	26	28	22	24	57	92	63	53	47	26	16	8	7	1	3	1	1	536
Kalutara	5	12	21	37	31	18	16	28	13	54	55	26	35	28	17	7	3	5	1	3	2		417
Kandy	12	33	55	47	39	37	33	38	24	80	93	62	32	32	8	7	7	1	5	1	2	1	649
Matale	15	19	27	41	16	18	21	9	19	43	43	19	7	12	6	6		1					322
Nuwaraeliya	11	31	28	62	61	44	27	30	18	48	83	59	19	17	5	4		1					548
Galle	4	25	23	36	28	28	23	25	18	57	45	30	26	26	12	7	6	3	3	2	1	2	430
Matara	13	23	20	22	24	25	24	11	17	36	55	36	17	15	11	7	3	3				2	364
Hambantota	5	7	22	22	31	19	15	21	16	45	41	24	20	17	5		4	1	2	2			319
Jaffna	3	27	50	49	35	38	27	20	18	57	48	30	12	17	3	5							439
Kilinochchi	1	5	9	10	7	6	5	6	5	8	17	18	4	2		1							104
Mannar	11	20	15	9	10	8	7	7	5	14	14	8	2		3								133
Vavuniya	39	23	14	17	6	14	6	7	4	13	22	9	2	1		3		1					181
Mullativu	10	12	12	7	13	6	5	5	9	9	21	9	2	2	1								123
Batticaloa	5	19	32	26	24	18	16	18	15	33	62	44	20	9	7	6	1						355
Ampara	4	18	27	39	28	27	23	25	27	62	62	34	25	17	10	2	5	1					436
Trincomalee	9	5	28	22	30	17	14	10	21	48	46	36	11	8	2	5							312
Kurunegala	16	39	66	85	67	72	48	47	33	112	128	69	27	27	19	8	11	2	3	3		1	883
Puttalam	1	3	17	22	21	25	25	15	12	53	68	37	26	23	11	3	1		2	1			366
Anuradhapura	4	35	70	51	28	33	35	25	25	67	79	44	27	11	11	4	3	1	1	1	2		557
Polonnaruwa	2	5	20	30	26	13	16	3	10	34	40	18	13	8	6	1	1	1					247
Badulla	24	44	42	48	44	45	33	32	34	79	68	53	19	13	10	3	5			1	1		598
Monaragala	7	17	18	23	16	22	13	14	11	40	45	37	15	9	4	2	1						294
Ratnapura	25	46	40	47	45	31	30	32	31	65	75	49	22	27	14	4	3	4			1	1	592
Kaegalle	27	52	49	45	44	32	33	20	25	70	57	24	20	17	4	3	4	4	1	1	1		533
<b>Sri Lanka</b>	<b>257</b>	<b>527</b>	<b>731</b>	<b>831</b>	<b>707</b>	<b>640</b>	<b>536</b>	<b>484</b>	<b>447</b>	<b>1,233</b>	<b>1,413</b>	<b>894</b>	<b>485</b>	<b>424</b>	<b>218</b>	<b>119</b>	<b>74</b>	<b>49</b>	<b>26</b>	<b>21</b>	<b>14</b>	<b>14</b>	<b>10,144</b>

Source :School Census 2015, Provincial

**Table 11- Schools by functional grade, sex of students and size of student population**

Size of student population	Functional grade				Sex of students			Total
	1AB	1C	Type 2	Type 3	Boys	Girls	Mixed	
1-15 students		1	7	249		2	255	257
16-30 students			30	497		1	526	527
31-50 students		3	96	632	1		730	731
51-75 students		6	232	593	2		829	831
76-100 students	1	7	313	386	2	4	701	707
101-125 students		22	355	263	2		638	640
126-150 students	2	25	310	199	1	1	534	536
151-175 students		35	315	134	1	2	481	484
176-200 students	1	54	276	116	3		444	447
201-300 students	14	253	738	228	7	10	1,216	1,233
301-500 students	78	531	529	275	11	12	1,390	1,413
501-750 students	153	430	156	155	19	23	852	894
751-1000 students	126	232	47	80	11	40	434	485
1001-1500 students	190	144	34	56	15	32	377	424
1501-2000 students	157	36	14	11	19	31	168	218
2001-2500 students	96	17	5	1	13	27	79	119
2501-3000 students	65	5	3	1	9	21	44	74
3001-3500 students	48		1		11	12	26	49
3501-4000 students	26				6	7	13	26
4001-4500 students	20		1		4	6	11	21
4501-5000 students	14				4	3	7	14
5001 students and above	14				6	5	3	14
<b>Total</b>	<b>1,005</b>	<b>1,801</b>	<b>3,462</b>	<b>3,876</b>	<b>147</b>	<b>239</b>	<b>9,758</b>	<b>10,144</b>

Source :School Census 2015, Provincial

**Table 12- Schools by medium of instruction and size of student population**

size of student population	Sinhala medium only	Tamil medium only	Sinhala and Tamil media	Sinhala and English media	Tamil and English media	Sinhala, Tamil and English media	All Schools
1-15 students	159	96	2				257
16-30 students	346	174	5		1	1	527
31-50 students	473	253	4	1			731
51-75 students	551	273	4		2	1	831
76-100 students	436	267	4				707
101-125 students	425	209	4	1		1	640
126-150 students	378	151	2	5			536
151-175 students	333	145	2	2	1	1	484
176-200 students	302	141	1	1	1	1	447
201-300 students	860	357	9	3	1	3	1,233
301-500 students	926	455	5	16	10	1	1,413
501-750 students	515	288	8	55	22	6	894
751-1000 students	289	109	7	52	25	3	485
1001-1500 students	226	63	8	82	41	4	424
1501-2000 students	74	10	3	93	31	7	218
2001-2500 students	25	5	1	62	23	3	119
2501-3000 students	16			49	6	3	74
3001-3500 students	3			38	3	5	49
3501-4000 students	2			21	1	2	26
4001-4500 students	1			20			21
4501-5000 students				11		3	14
5001 students and above				11		3	14
<b>Total</b>	<b>6,340</b>	<b>2,996</b>	<b>69</b>	<b>523</b>	<b>168</b>	<b>48</b>	<b>10,144</b>

Source :School Census 2015, Provincial

**Table 13 : Teachers by category of appointment and district**

District	Graduate teachers	Trained teachers	Trainee teachers	Untrained teachers	Other teachers	Total
Colombo	9,483	7,889	18	73	57	17,520
Gampaha	8,590	7,531	31	47	27	16,226
Kalutara	5,758	5,464	16	23	34	11,295
Kandy	7,353	9,433	202	277	12	17,277
Matale	2,678	3,789	59	111	4	6,641
Nuwaraeliya	2,537	6,687	619	411	23	10,277
Galle	4,586	6,368	80	66	8	11,108
Matara	4,522	5,487	56	41	16	10,122
Hambantota	3,277	4,534	40	49	14	7,914
Jaffna	3,826	4,100	5	48	8	7,987
Kilinochchi	575	1,249		7	5	1,836
Mannar	543	1,348	7	9	9	1,916
Vavuniya	733	1,846	4	28	70	2,681
Mullativu	492	1,189	5	15	73	1,774
Batticaloa	2,827	3,938	19	61		6,845
Ampara	2,914	5,923	51	141	19	9,048
Trincomalee	1,531	3,628	38	96	25	5,318
Kurunegala	8,504	10,977	75	268	9	19,833
Puttalam	2,783	4,804	58	112	19	7,776
Anuradhapura	4,629	7,054	74	132	45	11,934
Polonnaruwa	1,986	2,628	41	73	7	4,735
Badulla	4,565	8,032	376	324	113	13,410
Monaragala	2,610	3,486	94	157	14	6,361
Ratnapura	4,897	7,565	218	48	12	12,740
Kaegalle	5,096	5,929	129	134	21	11,309
<b>Sri Lanka</b>	<b>97,295</b>	<b>130,878</b>	<b>2,315</b>	<b>2,751</b>	<b>644</b>	<b>233,883</b>

Source :School Census 2015, Provincial

**Table14 : Government schools and teachers by functional grade of school and district**

District	1AB			1C			Type 2			Type 3		
	Schools	Teachers		Schools	Teachers		Schools	Teachers		Schools	Teachers	
		No.	%		No.	%		No.	%		No.	%
Colombo	78	8956	51.1	79	3684	21.0	149	3503	20.0	100	1377	7.9
Gampaha	66	5712	35.2	106	4328	26.7	187	3736	23.0	177	2450	15.1
Kalutara	49	4303	38.1	67	2578	22.8	161	3021	26.7	140	1393	12.3
Kandy	60	5498	31.8	161	5709	33.0	217	3933	22.8	211	2137	12.4
Matale	21	1626	24.5	67	2101	31.6	98	1750	26.4	136	1164	17.5
Nuwara-Eliya	34	2105	20.5	89	2964	28.8	152	3059	29.8	273	2149	20.9
Galle	67	5157	46.4	70	2259	20.3	118	2115	19.0	175	1577	14.2
Matara	45	3612	35.7	71	2561	25.3	131	2616	25.8	117	1333	13.2
Hambantota	38	2347	29.7	65	1945	24.6	129	2516	31.8	87	1106	14.0
Jaffna	47	2633	33.0	44	1366	17.1	149	2555	32.0	199	1433	17.9
Kilinochchi	12	576	31.4	14	393	21.4	37	572	31.2	41	295	16.1
Mannar	15	731	38.2	20	477	24.9	29	366	19.1	69	342	17.8
Vavuniya	11	785	29.3	22	668	24.9	46	822	30.7	102	406	15.1
Mullaitivu	13	495	27.9	9	271	15.3	41	686	38.7	60	322	18.2
Batticaloa	34	2102	30.7	50	1630	23.8	106	1901	27.8	165	1212	17.7
Ampara	36	2603	28.8	67	2173	24.0	150	2778	30.7	183	1494	16.5
Trincomalee	24	1276	24.0	59	1706	32.1	100	1490	28.0	129	846	15.9
Kurunegala	75	6512	32.8	184	5665	28.6	316	5192	26.2	308	2464	12.4
Puttalam	33	1938	24.9	72	2392	30.8	160	2473	31.8	101	973	12.5
Anuradhapura	37	3019	25.3	96	3278	27.5	176	3277	27.5	248	2360	19.8
Polonnaruwa	24	1525	32.2	33	1057	22.3	59	1060	22.4	131	1093	23.1
Badulla	46	3428	25.6	133	4608	34.4	195	3630	27.1	224	1744	13.0
Monaragala	32	1872	29.4	49	1415	22.2	120	2067	32.5	93	1007	15.8
Ratnapura	59	4008	31.5	84	2759	21.7	248	4173	32.8	201	1800	14.1
Kegalle	49	3780	33.4	90	2580	22.8	188	3260	28.8	206	1689	14.9
<b>Sri Lanka</b>	<b>1005</b>	<b>76599</b>	<b>32.8</b>	<b>1801</b>	<b>60567</b>	<b>25.9</b>	<b>3462</b>	<b>62551</b>	<b>26.7</b>	<b>3876</b>	<b>34166</b>	<b>14.6</b>

Source :School Census 2015, Provincial



**Table 15 : Government Schools by size of Teacher population and district**

District	Size of teacher population																					Total		
	One teacher	Two teachers	Tree teachers	Four teachers	Five teachers	Six teachers	Seven teachers	Eight teachers	Nine teachers	Ten teachers	11-15 teachers	16-20 teachers	21-25 teachers	26-30 teachers	31-40 teachers	41-50 teachers	51-60 teachers	61-70 teachers	71-80 teachers	81-90 teachers	91-100 teachers		101-150 teachers	151 & above teachers
Colombo				2	4	6	18	9	7	6	40	85	23	31	33	34	28	10	9	5	8	32	16	406
Gampaha					4	6	51	22	14	4	56	122	39	41	64	30	18	20	12	10	6	10	7	536
Kalutara			2	4	6	16	39	28	7	8	48	107	27	14	32	22	14	7	10	7	4	11	4	417
Kandy	1	3	14	15	20	20	36	34	23	11	60	127	68	49	64	34	12	18	6	10	3	12	9	649
Matale		6	6	10	12	22	24	15	9	6	31	70	33	28	19	10	5	4	2	4	1	5		322
Nuwara-Eliya	1	4	5	17	27	59	52	47	20	16	40	73	43	52	45	21	9	4	5	5	1	2		548
Galle	1	1	1	6	11	19	63	27	11	4	39	85	37	28	22	21	13	10	6	6	5	9	5	430
Matara		1	3	4	10	8	16	21	9	6	33	82	39	34	33	23	9	8	4	5	4	10	2	364
Hambantota					3	6	13	24	12	6	23	89	45	29	23	21	10	4	1	2	1	7		319
Jaffna	3	2	10	22	39	52	28	18	5	8	57	72	31	19	27	20	13	6		1	1	5		439
Kilinochchi	1		5	8	5	10	3	2	2	5	17	14	9	4	11	4	2		1	1				104
Mannar	3	7	13	15	12	10	7	4	4	2	11	12	11	9	5	3	1	1		1	2			133
Vavuniya	22	20	15	13	5	10	8	3	4	5	7	30	8	12	8	4	2	1			1	2	1	181
Mullaitivu	3	14	5	12	4	6	11	1	1	3	15	18	6	10	9	1	2	1	1					123
Batticaloa	2	5	9	22	14	36	29	14	12	5	39	57	18	29	28	14	6	5	4	1	3	3		355
Ampara	1	4	4	12	19	35	32	19	17	13	60	93	27	20	33	14	9	9	3	2	1	9		436
Trincomalee	3	7	6	13	18	25	31	13	6	11	45	46	24	23	24	4	4	3		3	2	1		312
Kurunegala	1	7	9	18	22	56	96	36	17	26	133	182	66	57	57	21	19	10	10	8	9	16	7	883
Puttalam		2	3	6	9	18	23	17	8	17	71	75	24	23	29	17	11	4	1	3	2		3	366
Anuradhapura		3	9	10	18	43	58	34	24	17	47	103	44	32	50	33	5	5	4	5	3	6	4	557
Polonnaruwa		1	2	3	14	30	36	14	6	6	24	39	17	13	14	13	5	2	2	1	2	3		247
Badulla	2	6	15	15	16	35	38	30	23	18	61	114	48	48	49	32	17	9	4	5	1	10	2	598
Monaragala		1	3	4	13	15	12	11	1	10	39	76	29	22	28	13	3	8		2	1	3		294
Ratnapura	2	15	13	16	23	38	24	21	19	11	84	144	37	43	35	21	11	14	5	4	1	8	3	592
Kegalle	2	6	10	17	20	33	42	29	18	11	60	125	47	36	24	14	13	6	2	4	1	7	6	533
Sri Lanka	48	115	162	264	348	614	790	493	279	235	1,140	2,040	800	706	766	444	241	169	92	95	63	171	69	10,144

Source :School Census 2015,Provincial

Teachers still working in temporary closed schools. Those Teachers are not included in this table.

**Table 16 : Gross pupil Teacher ratio by category of teacher and district**

District	Teachers						Pupil/Graduate Teacher ratio	Pupil/Trained Teacher ratio	Pupil/Untrained Teacher ratio	Overall Pupil Teacher ratio
	Schools	Pupils	Graduate	Trained	Untrained	Total				
Colombo	406	380,048	9,483	7,889	148	17,520	40	48	2,568	22
Gampaha	536	362,119	8,590	7,531	105	16,226	42	48	3,449	22
Kalutara	417	227,130	5,758	5,464	73	11,295	39	42	3,111	20
Kandy	649	278,410	7,353	9,433	491	17,277	38	30	567	16
Matale	322	100,889	2,678	3,789	174	6,641	38	27	580	15
Nuwara-Eliya	548	163,500	2,537	6,687	1,053	10,277	64	24	155	16
Galle	430	223,984	4,586	6,368	154	11,108	49	35	1,454	20
Matara	364	166,651	4,522	5,487	113	10,122	37	30	1,475	16
Hambantota	319	133,617	3,277	4,534	103	7,914	41	29	1,297	17
Jaffna	439	121,452	3,826	4,100	61	7,987	32	30	1,991	15
Kilinochchi	104	32,496	575	1,249	12	1,836	57	26	2,708	18
Mannar	133	26,866	543	1,348	25	1,916	49	20	1,075	14
Vavuniya	181	37,822	733	1,846	102	2,681	52	20	371	14
Mullaitivu	123	28,233	492	1,189	93	1,774	57	24	304	16
Batticaloa	355	130,823	2,827	3,938	80	6,845	46	33	1,635	19
Ampara	436	161,026	2,914	5,923	211	9,048	55	27	763	18
Trincomalee	312	100,274	1,531	3,628	159	5,318	65	28	631	19
Kurunegala	883	334,282	8,504	10,977	352	19,833	39	30	950	17
Puttalam	366	167,605	2,783	4,804	189	7,776	60	35	887	22
Anuradhapura	557	193,200	4,629	7,054	251	11,934	42	27	770	16
Polonnaruwa	247	85,781	1,986	2,628	121	4,735	43	33	709	18
Badulla	598	185,872	4,565	8,032	813	13,410	41	23	229	14
Monaragala	294	100,923	2,610	3,486	265	6,361	39	29	381	16
Ratnapura	592	218,277	4,897	7,565	278	12,740	45	29	785	17
Kegalle	533	168,254	5,096	5,929	284	11,309	33	28	592	15
Sri Lanka	10,144	4,129,534	97,295	130,878	5,710	233,883	42	32	723	18

Source :School Census 2015,Provincial

Teachers still working in temporary closed schools. Those Teachers are not included in this table.

\*Untrained:- including trainees &amp; other

**Table 17-Gross pupil teacher ratio by functional grade of school, Type of schools and district**

District	Functional grade of school				Type of schools			Total
	1AB	1C	Type 2	Type 3	Boys	Girls	Mixed	
Colombo	24	19	18	24	23	23	20	22
Gampaha	24	23	17	25	24	27	22	22
Kalutara	24	20	15	19	27	25	19	20
Kandy	20	15	11	19	22	22	15	16
Matale	21	15	10	16	20	22	15	15
Nuwara-Eliya	19	17	13	15	17	18	16	16
Galle	24	18	13	20	24	27	19	20
Matara	20	16	10	20	22	25	16	16
Hambantota	21	15	11	23	18	21	17	17
Jaffna	19	14	12	16	17	19	15	15
Kilinochchi	19	16	16	20	0	16	18	18
Mannar	15	14	13	13	17	15	14	14
Vavuniya	17	15	12	11	0	19	14	14
Mullaitivu	17	16	15	16	0	0	16	16
Batticaloa	21	19	18	18	20	24	18	19
Ampara	20	18	15	18	20	22	18	18
Trincomalee	21	20	16	18	20	22	18	19
Kurunegala	20	17	12	16	23	25	17	17
Puttalam	25	23	17	23	24	29	21	22
Anuradhapura	21	16	12	16	20	26	16	16
Polonnaruwa	21	18	15	17	0	14	18	18
Badulla	18	13	11	13	18	20	14	14
Monaragala	19	16	11	21	0	17	16	16
Ratnapura	20	18	13	19	21	22	17	17
Kegalle	18	14	11	16	21	22	14	15
Sri Lanka	21	17	13	18	22	23	17	18

Source :School Census 2015,Provincial

**Table 18-Gross pupil teacher ratio by medium of instruction of school and district**

District	Sinhala only	Tamil only	Sinhala and Tamil	Sinhala and English	Tamil and English	Sinhala,Tamil and English
Colombo	20	16	17	24	22	24
Gampaha	21	20	22	25	21	22
Kalutara	19	18	13	24	24	23
Kandy	14	16	13	19	22	20
Matale	14	13	2	20	21	0
Nuwara-Eliya	13	17	18	18	20	19
Galle	19	13	18	24	22	0
Matara	15	17	20	21	24	0
Hambantota	15	17	25	24	28	0
Jaffna	0	14	12	0	19	0
Kilinochchi	0	17	0	0	19	0
Mannar	10	13	11	0	16	0
Vavuniya	12	13	0	6	18	0
Mullaitivu	12	15	0	0	19	0
Batticaloa	0	19	0	0	21	0
Ampara	16	18	0	26	19	0
Trincomalee	18	19	13	0	22	0
Kurunegala	15	17	10	21	22	0
Puttalam	20	22	22	26	20	24
Anuradhapura	15	15	0	23	0	13
Polonnaruwa	18	18	0	18	24	25
Badulla	12	15	8	19	17	13
Monaragala	15	13	0	19	0	18
Ratnapura	15	18	9	21	16	21
Kegalle	13	14	13	19	19	26
<b>Sri Lanka</b>	16	17	16	22	20	21

Source :School Census 2015,Provincial

**Table 19 : Schools by gross pupil teacher ratio and district**

District	Pupil teacher ratio grouped																Total
	One student per teacher	Two students per teacher	Three students per teacher	Four students per teacher	Five students per teacher	Six students per teacher	Seven students per teacher	Eight students per teacher	Nine students per teacher	10-20 students per teacher	21-30 students per teacher	31-40 students per teacher	41-50 students per teacher	51-75 students per teacher	76-100 students per teacher	101 and above students per teacher	
Colombo		1	6	8	3	8	9	12	6	173	163	17					406
Gampaha			3	4	7	14	12	17	11	216	213	38	1				536
Kalutara		2	8	9	19	19	20	13	16	180	116	15					417
Kandy	2	9	19	30	29	37	36	32	45	306	93	9	2				649
Matale	1	9	5	18	24	25	20	18	20	138	40	4					322
Nuwara-Eliya	1	6	14	10	19	25	22	28	24	315	76	7	1				548
Galle		7	5	21	15	13	17	28	17	187	88	31	1				430
Matara	4	11	21	29	19	13	14	24	21	140	52	15	1				364
Hambantota	1	9	5	15	19	24	20	19	15	127	50	11	3			1	319
Jaffna		2	4	14	20	18	25	32	19	240	60	3	1			1	439
Kilinochchi				1	2	4	4	6	3	57	24	3					104
Mannar	2			5	5	9	5	13	8	75	10	1					133
Vavuniya	1	3	6	9	13	14	7	17	12	86	13						181
Mullaitivu		1	1	3	2	5	4	8	4	79	15	1					123
Batticaloa		1	1	6	7	9	12	18	15	179	96	11					355
Ampara	1	2	1	6	13	17	14	27	21	233	91	8	1	1			436
Trincomalee	1		1	3	10	11	10	11	6	171	74	12	2				312
Kurunegala		10	14	27	43	52	46	59	44	429	140	17	1	1			883
Puttalam		1		2	3	8	10	17	16	155	123	26	4	1			366
Anuradhapura		3	8	22	30	25	46	37	29	294	56	5	1		1		557
Polonnaruwa	1		3	2	5	5	10	11	18	134	49	9					247
Badulla	1	11	24	36	39	42	43	39	38	259	57	7		1		1	598
Monaragala	1	6	4	16	21	11	19	11	18	136	37	12		1		1	294
Ratnapura	1	9	15	39	30	28	32	29	36	269	84	16	3		1		592
Kegalle	2	21	32	34	36	42	27	35	27	207	58	12					533
Sri Lanka	20	124	200	369	433	478	484	561	489	4,785	1,878	290	22	5	2	4	10,144

Source :School Census 2015, Provincial

Teachers still working in temporary closed schools. Those Teachers are not included in this table.

**Table 20- Schools by functional grade, Type of school and gross pupil teacher ratio group**

Pupil teacher ratio grouped	Functional grade				Type of school			Total
	1AB	1C	Type 2	Type 3	Boys	Girls	Mixed	
1 students per teacher			3	17			20	20
2 students per teacher		1	26	97		1	123	124
3 students per teacher		4	52	144	1		199	200
4 students per teacher	1	8	130	230		1	368	369
5 students per teacher		22	191	220	2		431	433
6 students per teacher	2	27	202	247		3	475	478
7 students per teacher		28	237	219	1		483	484
8 students per teacher	5	54	255	247	2	1	558	561
9 students per teacher	8	61	255	165	1	1	487	489
10-20 students per teacher	524	1,200	1,749	1,312	61	74	4,650	4,785
21-30 students per teacher	451	382	339	706	73	145	1,660	1,878
31-40 students per teacher	13	12	20	245	6	13	271	290
41-50 students per teacher		2	2	18			22	22
51-75 students per teacher	1			4			5	5
76-100 students per teacher				2			2	2
101 or more students per teacher			1	3			4	4
All schools	1,005	1,801	3,462	3,876	147	239	9,758	10,144

Source :School Census 2015, Provincial

**Table 21- Schools by medium of instructions and gross pupil teacher ratio group**

Pupil teacher ratio grouped	Medium of instruction						Total
	Sinhala medium only	Tamil medium only	Sinhala and Tamil media	Sinhala and English media	Tamil and English media	Sinhala, Tamil and English media	
1 students per teacher	15	5					20
2 students per teacher	108	14	2				124
3 students per teacher	166	33	1				200
4 students per teacher	297	68	3			1	369
5 students per teacher	337	92	3		1		433
6 students per teacher	351	120	3	3		1	478
7 students per teacher	356	120	3	4	1		484
8 students per teacher	393	159	7	2			561
9 students per teacher	329	153	2	4	1		489
10-20 students per teacher	2,774	1,639	33	213	99	27	4,785
21-30 students per teacher	967	529	11	287	65	19	1,878
31-40 students per teacher	228	51	1	10			290
41-50 students per teacher	12	10					22
51-75 students per teacher	3	1			1		5
76-100 students per teacher	2						2
101 or above students per teacher	2	2					4
<b>Total</b>	<b>6,340</b>	<b>2,996</b>	<b>69</b>	<b>523</b>	<b>168</b>	<b>48</b>	<b>10,144</b>

Source :School Census 2015, Provincial

**Table 22- Schools by gross pupil teacher ratio and number of teachers in school**

Number of teachers in school	Pupil teacher ratio grouped																Total
	One student per teacher	Two students per teacher	Three students per teacher	Four students per teacher	Five students per teacher	Six students per teacher	Seven students per teacher	Eight students per teacher	Nine students per teacher	10-20 students per teacher	21-30 students per teacher	31-40 students per teacher	41-50 students per teacher	51-75 students per teacher	76-100 students per teacher	101 and above students per teachers	
One teacher	2	3	4	2	3	3		3	4	15	1	5	1			2	48
Two teachers	4	13	2	9	9	11	6	12	3	39	2	2	1	1		1	115
Three teachers	5	11	19	17	10	12	10	7	10	46	11		3		1		162
Four teachers		16	13	23	22	34	17	26	7	87	12	5	1	1			264
Five teachers	2	20	23	32	32	25	29	26	15	118	19	5	1			1	348
Six teachers	2	13	21	50	48	47	47	55	33	229	57	10	1	1			614
Seven teachers		10	26	50	45	58	58	60	52	339	85	5	2				790
Eight teachers	2	14	28	33	30	34	31	41	29	176	60	13	2				493
Nine teachers		4	4	20	15	15	16	17	16	119	42	9	2				279
Ten teachers	1	5	11	13	19	11	13	16	7	97	34	8					235
11-15 teachers	2	11	26	62	88	98	98	99	103	622	229	53	4	2	1		1,498
16-20 teachers		3	21	44	65	93	116	111	113	860	218	37	1				1,682
21-25 teachers		1	2	11	33	26	28	53	52	561	141	38	2				948
26-30 teachers				1	8	3	9	19	20	365	103	29	1				558
31-40 teachers				2	5	7	6	7	17	479	207	36					766
41-50 teachers					1	1		4	4	283	136	15					444
51-60 teachers								3	2	127	104	5					241
61-70 teachers								2	2	77	86	2					169
71-80 teachers										38	62	2					102
81-90 teachers										31	50	4					85
91-100 teachers										20	42	1					63
101-150 teachers										46	120	5					171
151 or above teachers										11	57	1					69
<b>Total</b>	<b>20</b>	<b>124</b>	<b>200</b>	<b>369</b>	<b>433</b>	<b>478</b>	<b>484</b>	<b>561</b>	<b>489</b>	<b>4,785</b>	<b>1,878</b>	<b>290</b>	<b>22</b>	<b>5</b>	<b>2</b>	<b>4</b>	<b>10,144</b>

Source :School Census 2015, Provisional



**Table 23 : Grade one new admissions by gender, medium of study and district**

District	Sinhala medium			Tamil medium			English medium			Total		
	Male	Female	Total	Male	Female	Total	Male	Female	Total	Male	Female	Total
Colombo	12,372	12,040	24,412	1,422	1,422	2,844	0	0	0	13,794	13,462	27,256
Gampaha	13,808	13,764	27,572	568	596	1,164	0	0	0	14,376	14,360	28,736
Kalutara	7,921	7,517	15,438	1,251	1,372	2,623	0	0	0	9,172	8,889	18,061
Kandy	7,986	8,032	16,018	2,518	2,608	5,126	0	0	0	10,504	10,640	21,144
Matale	3,554	3,472	7,026	774	670	1,444	0	0	0	4,328	4,142	8,470
Nuwara-Eliya	2,453	2,490	4,943	4,019	3,735	7,754	0	0	0	6,472	6,225	12,697
Galle	8,740	8,259	16,999	174	203	377	0	0	0	8,914	8,462	17,376
Matara	6,733	6,086	12,819	200	231	431	0	0	0	6,933	6,317	13,250
Hambantota	5,642	5,477	11,119	58	56	114	0	0	0	5,700	5,533	11,233
Jaffna	0	0	0	3,841	3,744	7,585	0	0	0	3,841	3,744	7,585
Kilinochchi	0	0	0	1,141	1,122	2,263	0	0	0	1,141	1,122	2,263
Mannar	0	0	0	925	882	1,807	0	0	0	925	882	1,807
Vavuniya	149	150	299	1,144	1,017	2,161	0	0	0	1,293	1,167	2,460
Mullaitivu	95	100	195	984	975	1,959	0	0	0	1,079	1,075	2,154
Batticaloa	0	0	0	4,937	4,879	9,816	0	0	0	4,937	4,879	9,816
Ampara	2,435	2,350	4,785	4,100	4,033	8,133	0	0	0	6,535	6,383	12,918
Trincomalee	1,042	965	2,007	3,062	2,743	5,805	0	0	0	4,104	3,708	7,812
Kurunegala	12,696	12,159	24,855	1,119	1,241	2,360	0	0	0	13,815	13,400	27,215
Puttalam	5,175	4,853	10,028	1,594	1,499	3,093	0	0	0	6,769	6,352	13,121
Anuradhapura	7,761	7,641	15,402	773	754	1,527	0	0	0	8,534	8,395	16,929
Polonnaruwa	3,453	3,325	6,778	383	383	766	0	0	0	3,836	3,708	7,544
Badulla	5,244	5,221	10,465	1,818	1,837	3,655	0	0	0	7,062	7,058	14,120
Monaragala	4,303	4,102	8,405	208	202	410	0	0	0	4,511	4,304	8,815
Ratnapura	7,964	7,944	15,908	1,003	987	1,990	0	0	0	8,967	8,931	17,898
Kegalle	5,437	5,377	10,814	927	916	1,843	0	0	0	6,364	6,293	12,657
Sri Lanka	124,963	121,324	246,287	38,943	38,107	77,050	0	0	0	163,906	159,431	323,337

Source :School Census 2015, Provincial

**Table 24 : Grade one new admissions by gender, functional grade of school and district**

District	Functional Grade								All school		
	1AB		1C		Type 2		Type 3				
	Male	Female	Male	Female	Male	Female	Male	Female	Male	Female	Total
Colombo	497	735	1,107	1,034	2,189	2,156	2,742	2,458	6,535	6,383	12,918
Gampaha	377	479	1,738	1,697	2,169	2,135	4,250	4,084	8,534	8,395	16,929
Kalutara	897	1,046	1,811	1,870	2,044	1,910	2,310	2,232	7,062	7,058	14,120
Kandy	587	599	760	889	1,515	1,380	2,075	2,011	4,937	4,879	9,816
Matale	4,829	4,626	2,147	2,432	3,342	3,246	3,476	3,158	13,794	13,462	27,256
Nuwara-Eliya	2,369	2,331	1,548	1,661	1,594	1,499	3,403	2,971	8,914	8,462	17,376
Galle	1,503	1,851	3,462	3,531	3,338	3,076	6,073	5,902	14,376	14,360	28,736
Matara	315	295	1,308	1,339	1,520	1,435	2,557	2,464	5,700	5,533	11,233
Hambantota	299	432	473	409	986	977	2,083	1,926	3,841	3,744	7,585
Jaffna	767	816	1,256	1,244	1,745	1,719	2,596	2,514	6,364	6,293	12,657
Kilinochchi	2,372	2,107	1,858	1,846	2,254	2,327	2,688	2,609	9,172	8,889	18,061
Mannar	1,653	2,260	2,338	2,721	2,243	1,972	4,270	3,687	10,504	10,640	21,144
Vavuniya	117	145	151	162	390	363	483	452	1,141	1,122	2,263
Mullaitivu	1,860	1,781	3,609	3,490	3,808	3,880	4,538	4,249	13,815	13,400	27,215
Batticaloa	191	184	148	185	167	176	419	337	925	882	1,807
Ampara	574	529	998	934	892	854	1,864	1,825	4,328	4,142	8,470
Trincomalee	1,220	728	1,639	1,675	1,427	1,333	2,647	2,581	6,933	6,317	13,250
Kurunegala	193	166	912	843	1,126	1,123	2,280	2,172	4,511	4,304	8,815
Puttalam	14	14	141	136	467	485	457	440	1,079	1,075	2,154
Anuradhapura	423	480	1,074	1,086	1,961	1,719	3,014	2,940	6,472	6,225	12,697
Polonnaruwa	122	123	718	730	902	889	2,094	1,966	3,836	3,708	7,544
Badulla	521	431	1,638	1,427	2,402	2,183	2,208	2,311	6,769	6,352	13,121
Monaragala	692	745	2,006	2,059	2,871	2,791	3,398	3,336	8,967	8,931	17,898
Ratnapura	620	508	722	893	1,071	1,024	1,691	1,283	4,104	3,708	7,812
Kegalle	298	263	230	197	416	378	349	329	1,293	1,167	2,460
Sri Lanka	23,310	23,674	33,792	34,490	42,839	41,030	63,965	60,237	163,906	159,431	323,337

Source :School Census 2015, Provincial

**Table 25 : Schools by functional grade, sex of students and size of grade one new Admissions**

Grade 1 new Admissions grouped	Functional grade				Type of school			Total
	1AB	1C	Type 2	Type 3	Boys	Girls	Mixed	
Non Admissions	52	72	107	174	3	6	396	405
One Admissions	1	5	30	85		1	120	121
Two Admissions		3	31	115			149	149
Three Admissions		7	48	119	1	1	172	174
Four Admissions		6	68	152		3	223	226
Five Admissions		3	95	140			238	238
Six Admissions		3	91	129	1	1	221	223
Seven Admissions	1	8	102	142	1		252	253
Eight Admissions		5	130	134			269	269
Nine Admissions		12	106	120	1		237	238
10-15 Admissions		100	662	672	3	6	1,425	1,434
16-20 Admissions	3	91	477	325	1	2	893	896
21-25 Admissions	5	119	402	248	4	5	765	774
26-30 Admissions	4	121	257	148	2	5	523	530
31-40 Admissions	6	211	368	246	3	9	819	831
41-60 Admissions	14	286	229	236	11	14	740	765
61-80 Admissions	27	187	98	181	13	34	446	493
81-100 Admissions	21	71	39	123	14	10	230	254
101-125 Admissions	65	68	32	112	14	27	236	277
126-150 Admissions	40	30	10	68	7	24	117	148
151-200 Admissions	92	24	20	80	24	36	156	216
201-250 Admissions	39	5	7	32	15	12	56	83
Admissions above 251	14	2	8	24	4	5	39	48
<b>Total</b>	<b>384</b>	<b>1,439</b>	<b>3,417</b>	<b>3,805</b>	<b>122</b>	<b>201</b>	<b>8,722</b>	<b>9,045</b>

Source :School Census 2015, Provincial

**Table 26 : Schools by medium of instructions and size of grade one new admissions**

Grade 1 new admissions grouped	Medium of instruction					
	Sinhala medium only	Tamil medium only	Sinhala and Tamil only	Sinhala and English only	Tamil and English only	Sinhala, Tamil and English
Non Admissions	133	239	2	17	8	6
One Admissions	72	47	1		1	
Two Admissions	102	47				
Three Admissions	107	66	1			
Four Admissions	129	92	4			1
Five Admissions	150	87	1			
Six Admissions	145	73	3		2	
Seven Admissions	163	86	2		2	
Eight Admissions	168	98	3			
Nine Admissions	152	85	1			
10-15 Admissions	939	481	8	5	1	
16-20 Admissions	606	284	4	1		1
21-25 Admissions	518	246	4	3	1	2
26-30 Admissions	354	173		2	1	
31-40 Admissions	567	250	5	6	2	1
41-60 Admissions	525	222	2	11	3	2
61-80 Admissions	342	117	3	13	17	1
81-100 Admissions	187	46	5	12	4	
101-125 Admissions	182	39	4	35	14	3
126-150 Admissions	92	13	6	21	13	3
151-200 Admissions	117	8	3	69	10	9
201-250 Admissions	41	3		31	3	5
Admissions above 251	26	5		14		3
Total	5,817	2,807	62	240	82	37

Source :School Census 2015, Provincial

**Table 27- Schools by size of grade one new admissions and district**

District	Grade 1 new admissions grouped																						Total	
	Non Admissions	One Admissions	Two Admissions	Three Admissions	Four Admissions	Five Admissions	Six Admissions	Seven Admissions	Eight Admissions	Nine Admissions	10-15 Admissions	16-20 Admissions	21-25 Admissions	26-30 Admissions	31-40 Admissions	41-60 Admissions	61-80-NewAdmissions	81-100 Admissions	101-125 Admissions	126-150 Admissions	151-200 Admissions	201-250 Admissions		Admissions above 251
Colombo	8	3	2	2	7	1	2	6	7	5	27	14	23	17	41	22	51	27	30	20	26	16	8	365
Gampaha	7	1	3	1	1	7	4	5	1	4	47	36	46	28	54	53	44	19	41	15	36	9	5	467
Kalutara	4	4	3	4	10	5	3	17	10	9	52	27	24	27	44	27	36	12	24	7	18	6	2	375
Kandy	35	8	7	9	12	14	18	17	17	18	86	56	37	37	48	41	25	20	15	15	19	8	1	563
Matale	11	4	8	5	10	13	5	12	7	11	48	35	18	19	21	20	10	8	5	5	7	2		284
Nuwara-Eliya	38	7	9	4	10	11	13	13	11	12	94	58	49	32	51	45	12	11	10	4	1	1		496
Galle	7	3	6	5	5	12	4	13	6	12	55	42	29	29	37	31	26	9	16	14	17	6	2	386
Matara	13	8	6	8	6	13	9	10	10	11	41	22	21	24	23	35	17	13	8	5	15	2	3	323
Hambantota	11	1	1	3	13	4	6	11	8	5	43	33	29	14	28	17	15	10	7	5	3	4	7	278
Jaffna	19	6	7	18	17	21	15	18	21	22	79	54	29	13	19	13	16	4	3		1		2	397
Kilinochchi	3	2			4	3	2	4	3	5	22	8	11	8	4	7	4	1	1	1	1			94
Mannar	11	2	3	6	6	7	9	4	8	4	18	10	12	6	5	1	2		3					117
Vavuniya	23	9	7	10	10	4	7	7	9	6	23	13	8	6	7	4	3			2	2			160
Mullaitivu	6	2	4	5	7	4	4	1	6	2	22	10	8	6	10	9	4		1					111
Batticaloa	13	5	6	6	12	5	10	8	12	4	47	32	30	19	24	42	20	10	7	3	4			319
Ampara	23		6	5	6	8	10	9	7	7	62	47	36	17	45	53	18	12	10	6	3	2	1	393
Trincomalee	15	8	4	7	10	6	3	7	8	5	46	26	34	19	31	23	16	2	8	1	4			283
Kurunegala	25	5	10	17	14	12	26	21	28	21	113	89	72	59	86	74	45	24	15	13	14	7	2	792
Puttalam	21			2	3	2	4	5	6	7	45	36	33	17	43	32	25	18	14	3	8	1	1	326
Anuradhapura	26	3	6	3	3	15	7	15	15	10	106	54	54	24	45	55	27	11	10	3	5	3	6	506
Polonnaruwa	9	2	1	1	1	2	3	4	5	3	34	28	24	15	25	30	15	2	9	2	2		1	218
Badulla	22	12	13	9	12	26	12	15	21	19	112	49	50	34	45	47	16	11	8	3	5	2	1	544
Monaragala	9	5	4	9	5	7	9	8	5	9	39	30	16	14	20	24	13	9	5	7	4	4		255
Ratnapura	30	11	17	13	21	20	17	11	20	12	80	45	50	25	40	39	16	16	17	8	11	7	4	530
Kegalle	16	10	16	22	21	16	21	12	18	15	93	42	31	21	35	21	17	5	10	6	10	3	2	463
<b>Sri Lanka</b>	<b>405</b>	<b>121</b>	<b>149</b>	<b>174</b>	<b>226</b>	<b>238</b>	<b>223</b>	<b>253</b>	<b>269</b>	<b>238</b>	<b>1,434</b>	<b>896</b>	<b>774</b>	<b>530</b>	<b>831</b>	<b>765</b>	<b>493</b>	<b>254</b>	<b>277</b>	<b>148</b>	<b>216</b>	<b>83</b>	<b>48</b>	<b>9,045</b>

Source :School Census 2015, Provisional

Note: This table not includes 1099 schools not having primary classes

**Table 28- Private Schools and their students and teachers - 2015**

District	Private schools			Total	Students			Teachers		
	Fee levying	Non Fee levying	Special education		Male	Female	Total	Male	Female	Total
Colombo	14	16	4	34	35,706	30,904	66,610	619	2,658	3,277
Gampaha	5	6	3	14	11,174	10,936	22,110	220	750	970
Kalutara	3	4	3	10	3,400	4,738	8,138	50	292	342
Kandy	1	7	1	9	6,386	4,074	10,460	135	473	608
Matale	1	0	1	2	76	938	1,014	5	45	50
Nuwara-Eliya	2	0	0	2	997	789	1,786	10	67	77
Galle	0	1	2	3	180	239	419	10	32	42
Matara	4	2	1	7	924	4,069	4,993	25	195	220
Hambantota	1	0	1	2	523	609	1,132	22	42	64
Jaffna	3	2	1	6	5,131	3,522	8,653	152	204	356
Kilinochchi	0	0	0	0	0	0	0	0	0	0
Mannar	0	0	0	0	0	0	0	0	0	0
Vavuniya	0	0	0	0	0	0	0	0	0	0
Mullaitivu	0	0	0	0	0	0	0	0	0	0
Batticaloa	0	0	1	1	36	7	43	1	7	8
Ampara	0	0	0	0	278	599	877	0	0	0
Trincomalee	0	0	0	0	0	0	0	0	0	0
Kurunegala	1	0	1	2	0	0	0	6	56	62
Puttalam	0	0	1	1	55	43	98	5	13	18
Anuradhapura	0	1	1	2	259	218	477	7	22	29
Polonnaruwa	0	0	0	0	0	0	0	0	0	0
Badulla	0	3	1	4	2,496	147	2,643	57	81	138
Monaragala	0	0	1	1	46	46	92	11	10	21
Ratnapura	1	0	1	2	372	345	717	8	16	24
Kegalle	0	0	1	1	28	54	82	1	10	11
<b>Sri Lanka</b>	<b>36</b>	<b>42</b>	<b>25</b>	<b>103</b>	<b>68,067</b>	<b>62,277</b>	<b>130,344</b>	<b>1,344</b>	<b>4,973</b>	<b>6,317</b>

Source :School Census (Private School)2015, Provisional

**Table 29- Pirivenas and their students and teachers - 2015**

District	Pirivenas				Students			Teachers		
	Mulika	Maha	Vidyayathana	Total	Clergy	Laity	Total	Clergy	Laity	Total
Colombo	30	9	4	43	2,372	1,101	3,473	211	152	363
Gampaha	35	20	3	58	2,679	3,497	6,176	294	266	560
Kalutara	29	9	8	46	2,482	3,412	5,894	238	259	497
Kandy	44	24	9	77	3,927	2,930	6,857	397	313	710
Matale	10	10	0	20	926	418	1,344	96	69	165
Nuwara-Eliya	6	4	0	10	665	172	837	53	35	88
Galle	48	16	4	68	2,942	1,531	4,473	277	276	553
Matara	48	12	6	66	2,767	3,093	5,860	243	396	639
Hambantota	22	9	1	32	1,567	593	2,160	109	159	268
Vavuniya	0	0	1	1	15	339	354	5	21	26
Ampara	14	3	0	17	671	195	866	57	57	114
Trincomalee	5	1	0	6	240	154	394	23	18	41
Kurunegala	42	35	6	83	3,908	3,724	7,632	342	445	787
Puttalam	7	6	0	13	602	187	789	46	42	88
Anuradhapura	26	13	3	42	1,976	1,524	3,500	180	186	366
Polonnaruwa	8	6	1	15	859	505	1,364	64	66	130
Badulla	25	12	3	40	1,571	1,166	2,737	162	188	350
Monaragala	16	5	2	23	974	1,063	2,037	81	135	216
Ratnapura	34	8	5	47	1,505	2,400	3,905	210	221	431
Kegalle	21	16	5	42	2,004	1,950	3,954	191	193	384
<b>Sri Lanka</b>	<b>470</b>	<b>218</b>	<b>61</b>	<b>749</b>	<b>34,652</b>	<b>29,954</b>	<b>64,606</b>	<b>3,279</b>	<b>3,497</b>	<b>6,776</b>

Source - School Census (Pirivenas) 2015 , Provisional

Note: There are no Pirivenas in Jaffna, Kilinochchi, Mannar and Batticaloa Districts

**Table 30 - Teacher Training college (TTCs) and National Colleges of Education (NCsOE)**

	Teacher Training Colleges	Natonal Colleges of Education
No. of Colleges	8	19
No. of Teacher Training	994	6,624
No. of Teachers	111	574
No. of passed out during the inter censual period	106	2,467

Source - School Census (TTCs/NCsOE) 2015 , Provisional



## Appendix

### Details of Provincial Educational Office in Sri Lanka

	<b>District</b>	<b>Province</b>	<b>Address</b>	<b>Tel No.</b>	<b>Fax</b>
1	Colombo	Western	76, Ananda Kumaraswami Mw, Colombo 7	011-2693893	011-2693894
2	Kandy	Central	Kandy	081-2202586	081-2202586
3	Galle	Southern	Upper Dickson Rd, Galle	091-2234234	091-2234157
4	Anuradhapura	North Central	Anuradhapura	025-2222430	025-2222674
5	Jaffna	Northern	Maruthanar Madam, Chunnakam.	021-2242806	021-2241383
6	Kurunegala	North Western	Kurunegala	037-2223811	037-2222545
7	Trincomalee	Eastern	Inner Harbor Rd, Orvis Hill, Trincomalee	026-2222106	026-2222871
8	Rathnapura	Sabaragamuwa	Getangama, Rathnapura.	045-2222403	045-2222403
9	Badulla	Uva	Badulla	055-2223178	055-2223178

### Details of Zonal Educational Office in Sri Lanka

	<b>District</b>	<b>Zone</b>	<b>Address</b>	<b>Tel No.</b>	<b>Fax</b>
1	Colombo	Piliyandala	Piliyandala	011-2614200	011-2613825
2	Gampaha	Minuwangoda	Minuwangoda	011-2295077	011-2297995
3	Colombo	Colombo	Vitanage mawatha, Colombo 2	011-2439688	011-2436006
4	Gampaha	Gampaha	Gampaha	033-2231911	033-2222077
5	Colombo	Homagama	Homagama	011-2855225	011-2855219
6	Colombo	Sri Jaya pura	Sri Jaya pura, Battaramulla	011-2874077	011-2874077
7	Gampaha	Negombo	Negombo	031-2233310	031-2223008
8	Gampaha	Kelaniya	Kelaniya	011-2963902	011-2962025
9	Kalutara	Kalutara	Kalutara	034-2222447	034-2222447
10	Kalutara	Matugama	Matugama	034-2248107	034-2248107
11	Kalutara	Horana	Bellapitiya, Horana	034-2262663	034-2262663
12	Jaffna	Jaffna	Chemmani Rd, Jaffna	021-2222449	021-2222449
13	Jaffna	Islands	Islands, Velanai	021-2211518	021-4920298
14	Jaffna	Thenmarachchi	Hensman Road, Chavakachcheri	021-2270008	021-2270013
15	Jaffna	Valikamam	Valikamam, Chunnakam	021-2241547	021-2241547
16	Jaffna	Vadamarachchi	Vadamarachchi, Point Pedro	021-2260291	021-2260291
17	Kilinochchi	Kilinochchi	A 9 road, Ananthapuram, Kilinochchi	021-2285721	021-2285416

18	Mannar	Mannar	Mannar	023-2222918	023-2222286
19	Mannar	Madhu	Andankulam, Adampan	023-4920438	023-7429000
20	Vavuniya	Vavuniya South	Kandy Road, Vavuniya	024-2222165	024-2223622
21	Vavuniya	Vavuniya North	Puliyankulam, Vavuniya	024-2051911	024-2051911
22	Mullaitivu	Mullaitivu	Mullaitivu	021-2290016	021-2290017
23	Mullaitivu	Thunukkai	Thunukkai, Mankulam	021-2060030	021-2060030
24	Anuradhapura	Anuradhapura	Jayanti Mawatha, Anuradhapura	025-2225332	025-2225332
25	Anuradhapura	Kebithigollewa	Kebithigollewa	025-2298615	025-2298615
26	Anuradhapura	Kekirawa	Kekirawa	0252264233	0252264501
27	Anuradhapura	Thambuttegama	Thambuttegama	0252276248	0252276248
28	Anuradhapura	Galenbidunuwewa	Galenbidunuwewa	025-2258245	025-2258382
29	Polonnaruwa	Dimbulagala	Manampitiya	027-2051106	027-2051106
30	Polonnaruwa	Hingurakgoda	Hingurakgoda	027-2246243	027-2246243
31	Polonnaruwa	Polonnaruwa	Polonnaruwa	027-2222185	027-2222185
32	Ratnapura	Ratnapura	Ratnapura	045-2230905	045-2222735
33	Ratnapura	Balangoda	Oluganthota, Balangoda.	045-2287375	045-2287375
34	Rathnapura	Nivitigala	Nivitigala.	045-2279423	045-2279423
35	Ratnapura	Embilipitiya	New Town, Embilipitiya.	047-2230336	047-2261358
36	Kegalle	Kegalle	Kegalle.	035-2222517	035-2222520
37	Kegalle	Mawanella	Mawanella.	035-2246034	
38	Kegalle	Dehiowita	Dehiowita.	036-2267412	036-2267099
39	Kandy	Kandy	Kandy	081-2202045	081-2202045
40	Kandy	Denuwara	Pilimathalawa.	081-2575543	
41	Kandy	Gampola	Gampola	081-2352695	
42	Kandy	Teldeniya	Teldeniya	081-2374435	081-2374435
43	Kandy	Wathagama	Wathagama	081-2476307	081-2476307
44	Kandy	Katugastota	Katugastota	081-2499684	081-2499684
45	Matale	Matale	Matale	066-2222333	066-2222380
46	Matale	Galewala	Galewala	066-2289303	066-2289303
47	Matale	Naula	Naula	066-2246103	066-2246103
48	Matale	Wilgamuwa	Wilgamuwa	066-2250102	066-2250102
49	Nuwara Eliya	Nuwara Eliya	Nuwara Eliya	052-2235737	052-2222312
50	Nuwara Eliya	Kothmale	Kothmale	052-2259573	052-2259880
51	Nuwara Eliya	Hatton	Hatton	051-2274920	
52	Nuwara Eliya	Walapane	Walapane	052-2279131	052-2279461

53	Nuwara Eliya	Hanguranketha	Hanguranketha	081-2369039	081-2369039
54	Kurunegala	Kurunegala	Kurunegala	037-2223669	037-2223539
55	Kurunegala	Kuliyapitiya	Kuliyapitiya	037-2283738	037-2281245
56	Kurunegala	Nikaweratiya	Nikaweratiya	037-2260214	037-2260354
57	Kurunegala	Maho	Maho	037-2275873	037-2275236
58	Kurunegala	Giriulla	Giriulla	037-2288096	037-2289066
59	Kurunegala	Ibbagamuwa	Ibbagamuwa	037-2259651	
60	Puttalam	Puttalam	Puttalam	032-2265321	032-2265321
61	Puttalam	Chilaw	Chilaw	032-2222387	032-2223457
62	Galle	Galle	Kalegana,Galle	091-2234768	091-2226789
63	Galle	Elpitiya	Elpitiya	091-2291084	091-2290291
64	Galle	Ambalangoda	Ambalangoda	091-2258596	091-2258596
65	Galle	Udugama	Udugama	091-2285062	
66	Matara	Matara	Matara	041-2223097	041-2222897
67	Matara	Akuressa	Akuressa	041-2283153	041-2283153
68	Matara	Mulatiyana(Hakmana)	Hakmana	041-2286004	
69	Matara	Morawaka	Morawaka	041-2282345	041-2282345
70	Hambantota	Tangalle	Tangalle	047-2242669	047-2240267
71	Hambantota	Hambantota	Hambantota	047-2220113	047-2220113
72	Hambantota	Walasmulla	Walasmulla	047-2245355	047-4929773
73	Badulla	Badulla	Hali-ela	055-2294249	055-2294308
74	Badulla	Viyaluwa	Meegahakiwula	055-2245959	
75	Badulla	Bandarawela	Bandarawela	057-2222728	057-2222125
76	Badulla	Mahiyanganaya	Mahiyanganaya	055-2257278	055-2258193
77	Badulla	Welimada	Welimada.	057-2244199	057-2245862
78	Badulla	Passara	Passara	055-2288130	055-2288779
79	Monaragala	Monaragala	Monaragala	055-2276070	055-2276070
80	Manaragala	Wellawaya	Wellawaya	055-2274819	055-2274750
81	Monaragala	Bibile	Medagama	055-2266065	055-2265469
82	Batticaloa	Batticaloa	Batticaloa	065-2224468	065-2227529
83	Batticaloa	Kalkudah	Valaichchenai	065-2257365	065-2257365
84	Batticaloa	Paddiruppu	Paddiruppu, Kaluwanchikudi	065-2250123	065-2250974
85	Batticaloa	Batticaloa Central	Punnaikudah Road, Eravur	065-2240834	065-2241043
86	Batticaloa	Batticaloa West	Kurinchamunai, Kannankudah	065-5677884	065-5677882
87	Ampara	Ampara	Ampara	063-2222139	063-2222139
88	Ampara	Kalmunai	Kalmunai	067-2229168	067-2229168
89	Ampara	Sammanthurai	Police Road, Sammanthurai	067-2260701	067-2260701

90	Ampara	Mahaoya	Mahaoya	063-2244095	063-2244030
91	Ampara	Dehiattakandiya	Dehiattakandiya	027-2250174	027-2250232
92	Ampara	Akkaraipattu	Main Street, Akkaraipattu	067-2277324	067-2277324
93	Ampara	Thirukkivil	Court Road, Thirukkivil	067-2265356	067-2265356
94	Trincomalee	Trincomalee	Sea View Road, Trincomalee	026-2222166	026-2222442
95	Trincomalee	Mutur	Mutur	026-2238256	026-2238256
96	Trincomalee	Kantalai	Kantale	026-2234256	026-2234013
97	Trincomalee	Kinniya	Kinniya	026-2236155	026-2236155
98	Trincomalee	Trincomalee North	Trincomalee North, Gomarankadawala	026-2255056	026-2255065

### Details of Divisional Educational Office in Sri Lanka

	<b>Zone</b>	<b>Division</b>	<b>Address</b>	<b>Teleno</b>	<b>fax</b>
1	Colombo	Colombo North	Sirimavo Bandaranayaka Mawata, Colombo 14	011-2322534	
2	Colombo	Colombo Central	Mihindu Mawata, Colombo 12	011-2322523	
3	Colombo	Colombo South	Wijayakumarathunga Mawata, Polhengoda Colombo 5 Wijaya kumarathunga Mawatha, Narahenpita, Colombo	011-2513640	
4	Colombo	Borella	5	011-2514897	
5	Homagama	Homagama	Court Road, Homagama	011-2098248	011-2098248
6	Homagama	Hanwella	Hanwella	036-2255284	036-2255284
7	Homagama	Padukka	Padukka	011-2184244	
8	Sri Jaya pura	Kolonnawa	Kolonnawa Road, Wellampitiya	011-2533968	011-2533968
9	Sri Jaya pura	Nugegoda	Nawala, Rajagiriya	011-2805589	011-2805589
10	Sri Jaya pura	Maharagama	Maharagama	011-2839640	011-2839640
11	Sri Jaya pura	Kaduwela	Talangama North, Kaduwela	011-2790926	011-2790926
12	Piliyandala	Dehiwala	Nikape, Dehiwala	011-2726909	011-2726909
13	Piliyandala	Moratuwa	Moratu Maha Vidyalaya, Moratuwa	011-2642126	
14	Piliyandala	Kesbewa	Kesbewa, Piliyandala	011-2613711	011-2613711
15	Minuwangoda	Divulapitiya	Divulapitiya	031-2248468	
16	Gampaha	Gampaha	Gampaha	033-2228400	033-2228400
17	Gampaha	Attanagalla	wp/gm/Kalagedihena m.v., Kalagedihena	033-2291061	033-2291061
18	Gampaha	Dompe	Kirindiwela	033-2247166	033-22477166
19	Minuwangoda	Mirigama	Mirigama	033-2273562	033-2273562
20	Minuwangoda	Minuwangoda	Minuwangoda	011-2295833	011-2295833
21	Negombo	Katana	NG/Bandaranayaka K.V.Seeduwa	011-2252941	011-2252941
22	Negombo	Negombo	Negombo	031-2231067	031-2231067

23	Negombo	Ja- ela	NG/Holy Rosary Vidyalaya,Dehiyagatha, Ja ela	011-2059321	011-2059321
24	Kelaniya	Mahara	Kirillawala, Kadawatha	011-2970076	011-2970076
25	Kelaniya	Biyagama	Biyagama Junior School,Biyagama	011-2487733	011-2487733
26	Kelaniya	Kelaniya	Kelaniya	011-2922932	011-2922932
27	Kelaniya	Wattala	Wattala	011-2931260	011-2931260
28	Kalutara	Kalutara	Kalutara	034-2227325	034-2227325
29	Kalutara	Beruwala	Moragalla,Aluthgama	034-2277014	034-02277014
30	Kalutara	Panadura	Panadura	038-2233170	038-2233170
31	Kalutara	Dodangoda	Dodangoda	034-2280725	034-2280725
32	Matugama	Matugama	Pantiya,Matugama	034-2241294	034-2241294
33	Matugama	Agalawatta 1	Agalawatta	034-2249069	034-2249069
34	Matugama	Walallawita	WP/MT/Meril Kariyawasam M.M.V. Meegahatenna	034-2284127	034-2284127
35	Matugama	Agalawatta 2	Palindanuwara, Baduraliya	034-2241293	034-2241293
36	Horana	Bandaragama	Bandaragama	038-2292034	038-2292034
37	Horana	Horana	Horana	034-2261027	034-2261027
38	Horana	Bulathsinhala	Govinna	034-2250191	034-2250191
39	Kandy	Patha Hewaheta	Thalathuoya.	071-2997779	
40	Denuwara	Yatinuwara	Siyabalagoda,Danthure		
41	Denuwara	Uda Nuwara	Dawalagala,Handessa		
42	Gampola	Uda Palatha	Gampola	081-2352695	
43	Gampola	Ganga-Ihala Korale	Kurunduwatta Bazaar	081-2352995	081-2352695
44	Gampola	Pasbage Korale	Nawalapitiya	081-2352695	081-2352695
45	Teldeniya	Minipe	Hasalaka		
46	Teldeniya	Madadumbara	Madadumbara	081-2374435	081-2374435
47	Teldeniya	Ududumbara	Ududumbara	077-4193635	
48	Wathegama	Kundasale	Police Rd,Menikhinna.	081-2377151	081-2377151
49	Wathegama	Patha Dumbara	Wathegama	081-2476307	
50	Wathegama	Panvila	Wathegama	081-2500730	081-2476307
51	Katugastota	Harispattuwa	Nugagahawela M.P.S, Nugagahawela	081-2491103	
52	Katugastota	Galagedara	Galagedara	071-1111384	
53	Katugastota	Pujapitiya	Pujapitiya		
54	Katugastota	Akurana	Akurana		
55	Katugastota	Hatharaliyedda	Hatharaliyedda	071-1111384	

56	Kandy	Gangawata Korale	K/Keppetipola Viddyalaya, Kandy	071-8419219	
57	Matale	Matale	Mt/Aluvihara M.V.,Aluvihare,Matale		
58	Matale	Rattota	Kaikawala,Matale		
59	Matale	Yatawatta	Yatawatta	071-5754254	
60	Matale	Ukuwela	Ukuwela	071-8199097	
61	Galewela	Galewela	Bambawa,Galewela	071-8600450	
62	Galewela	Dambulla	Kapuwatta	066-2284731	066-2284731
63	Galewela	Pallepola	Pallepola	066-2247312	
64	Naula	Ambanganga Korale	Pallethenna,Rattota	066-2246103	066-2246103
65	Naula	Naula	Naula	066-2246103	066-2246103
66	Wilgamuwa	Wilgamuwa	Dewagiriya,Matale	077-2314474	
67	Wilgamuwa	Laggala	Pallegama,Laggala		
68	Nuwara Eliya	Nuwara Eliya	Girls High School,Nuwara Eliya		
69	Nuwara Eliya	Nuwara Eliya Tamil -I	Nuwara Eliya	052-2222311	
70	Nuwara Eliya	Nuwara Eliya Tamil -II	Nuwara Eliya	052-2222311	052-2222311
71	Nuwara Eliya	Nuwara Eliya Tamil -III	Agarapathana	051-2230159	
72	Kotmale	Kotmale	Kotmale	052-2259573	052-2259573
73	Hatton	Ambagamuwa	Ginigasthenna Central Collage,Ginigasthenna	077-8119667	
74	Hatton	Hatton Tamil -I	Hatton	051-2222412	
75	Hatton	Hatton Tamil -II	Norwood		
76	Hatton	Hatton Tamil -III	St.Joseph's T.M.V,Maskeliya	071-8809880	
77	Walapane	Walapane	Walapane	052-2279131	052-2279131
78	Hanguranketha	Udahewaheta	Hanguranketha	081-2369540	
79	Galle	Galle	Weliwatta, Galle	091-4943933	
80	Galle	Habaraduwa	Ahangama Saripuththa M.V, Ahangama	091-4943935	
81	Galle	Akmeemana	Ihalagoda,Akmeemana	091-4943932	
82	Galle	Baddegama	Sandarawala, Baddegama	091-4943934	
83	Elpitiya	Elpitiya	St.Marry's College, kurudugaha hethekma, Elpitiya	091-4944049	
84	Elpitiya	Bentota	Bentota	091-4944050	
85	Elpitiya	Karandeniya	Karandeniya	091-4944053	
86	Elpitiya	Divithura Welivitiya	Welivitiya Divithura, Ethkandura	091-4944052	
87	Elpitiya	Pitigala(Niyagama)	Mattaka	091-4944051	
88	Ambalangoda	Hikkaduwa	Hikkaduwa	091-4943937	

89	Ambalangoda	Ambalangoda	Ambalangoda	091-4943936	
90	Ambalangoda	Balapitiya	Galle Road, Balapitiya	091-4943938	
91	Udugamqa	Mapalagama	Yatalamatta, Galle	091-4944055	
92	Udugama	Yakkalamulla	Kottawagama	091-4944054	
93	Udugama	Tawalama	Thawalama	091-4944056	
94	Matara	Matara	Pallimulla, Matara	041-2222555	
95	Matara	Weligama	Weligama	041-4936179	
96	Matara	Devinuwara	Wauva, Devinuwara	041-4936180	
97	Matara	Dickwella	Dickwella	041-4936181	
98	Akuressa	Akuressa	Akuressa	041-4936185	
99	Akuressa	Welipitiya	Denipitiya	041-2252927	
100	Akuressa	Malimboda	Malimboda, Palatuwa	041-4936187	
101	Mulatiyana	Hakmana	Hakmana		
102	Mulatiyana	Mulatiyana	Deyyandara		
103	Mulatiyana	Kamburupitiya	Kamburupitiya	041-2292224	0412292224
104	Morawaka	Morawaka	Morawaka	041-4936182	
105	Morawaka	Pasgoda	Urubokka	041-4936183	
106	Morawaka	Kotapola	Kotapola	041-4936184	
107	Mulatiyana	Thihagoda	Thihagoda	041-2245347	
108	Tangalle	Tangalle	Tangalle	047-4929770	
109	Tangalle	Beliatta	Beliatta	047-2251481	
110	Tangalle	Agunukolapelessa	Agunukolapelessa	047-4929771	
111	Hambantota	Hambantota	Hambantota	047-4929765	
112	Hambantota	Thissamaharama	Thissamaharama	047-4929768	
113	Hambantota	Ambalantota	H/Theraputtha p.v, Ambalantota	047-4929769	
114	Hambantota	Lunugamvehera	Lunugamvehera		
115	Hambantota	Sooriyawewa	Sooriyawewa Town	047-4929767	
116	Walasmulla	Katuwana	Katuwana	047-4929774	
117	Walasmulla	Walasmulla	Walasmulla	047-4929773	047-4929773
118	Jaffna	Jaffna	Jaffna	021-2054111	
119	Jaffna	Nallur	Jaffna	021-2222449	
120	Jaffna	Kopay	Puttur	021-2058931	
121	Islands	Kayts	Kayts	021-2211619	
122	Islands	Delf	Delf	021-2215245	

123	Islands	Velanai	Velanai	021-2211521	
124	Islands	Karainagar	Karainagar	021-3202075	
125	Thenmarachchi	Chavakachcheri	Sangaththanai, Chavakachcheri	021-2270933	021-2270013
126	Valikamam	Uduvil	Uduvil (J/Inuvil Hindu College)	021-2242787	
127	Valikamam	Chankanai	Hindu College Sithankerney	021-3211547	
128	Valikamam	Sandilipay	Sandilipay, Manipay	021-2256199	
129	Valikamam	Tellipalai	Tellipalai,J/Mallakam m.v	021-2242385	
130	Vadamarachchi	Point Pedro	Point Pedro	021-2260317	
131	Vadamarachchi	Karaveddy	Karaveddy	021-2261290	
132	Vadamarachchi	Muruthankerny	Muruthankerny, Thalayady	021-2260514	
133	Kilinochchi	Karachchi	A 9 Road, Ananthapuram, Kilinochchi	077-9210249	
134	Kilinochchi	Kandawalai	Kandawalai	021-3208252	
135	Kilinochchi	Pallai	Pallai	077-1909296	
136	Kilinochchi	Poonakary	Poonakary	077-0200009	
137	Mannar	Mannar	Mannar	023-3233712	
138	Mannar	Musali	Chilawatthurai	023-3233713	023-2222286
139	Mannar	Nanattan	Nanaddan	023-3233711	
140	Madhu	Manthai West	Andankulam, Adampan	023-3238487	
141	Madhu	Madhu	Thamparaikkulam GTMS, Madhu Road, Madhu	023-3238486	
142	Vavuniya	Vavuniya South-Sinhala	Vavuniya	024-2227847	024-2223622
143	Vavuniya	Vavuniya South-Tamil	Vavuniya Town	024-2227846	
144	Vavuniya	Vengalacheddikulam	Vengalacheddikulam, Vavuniya	024-2227848	
145	Vavuniya North	Vavuniya North (Nedunkerny)	Puliyankulam	024-2051914	
146	Vavuniya North	Omanthai	Arukkarampalai, Vavuniya	024-2052166	
147	Mullaitivu	Maritimepattu	Maritimepattu	021-2290182	
148	Mullaitivu	Puthukkudiyiruppu	Puthukkudiyiruppu	021-2061684	
149	Mullaitivu	Welioya	Sampathnuwara, Welioya, Ethawetunuwewa	025-2056876	025-2056876
150	Thunukkai	Thunukkai	Mallavi, Yogapuram	026-3202290	
151	Thunukkai	Manthai East	Vannikkulam, Mankulam	026-3202292	
152	Thunukkai	Oddusudan	Oddusudan	026-3202291	
153	Batticaloa	Manmunai North	Batticaloa		
154	Batticaloa	Eravur Pattu	Eravur 01	077-5027093	
155	Batticaloa	Manmunai Pattu Koralaiapaattu	BT/Arayampathu MV, Arayampathu-03	077-2801406	
156	Kalkudah	North(Vaharai)	BT/KK/Kayankerny sharashwathy Vid, Mankerny		



157	Kalkudah	Koralaiapaattu	Valaichchenai	065-2257365	065-2257365
158	Kalkudah	Eravur Pattu-2	Eravurpattu-2.Chenkalady	077-4957799	
159	Paddrippu	Manmunai South Eruvil Pattu	Kalawanchikudy	071-8193626	
160	Paddrippu	Porativupattu	Vellavelly		
161	Batticaloa Central	Eravur Town	BT/BL/Eravur Aligarh Central College, Eravur	077-6689789	
162	Batticaloa Central	Kattankudy	Kattankudy-06	077-8866670	
163	Batticaloa Central	Koralaiapaattu West	Oddamavadi	077-0289827	
164	Batticaloa West	Eravur Pattu-3	Karadiyanaru		
165	Batticaloa West	Eravur Pattu-3	Kurinchamunai Kannankudah	077-8873020	
166	Batticaloa West	Manmunai South West	Paddippalai, Kokkadichcholai	065-5677882	065-5677882
167	Ampara	Ampara	Uhana Rd,Ampara	071-9648995	
168	Ampara	Uhana	Uhana	063-5671910	
169	Ampara	Lahugala	AM/Singhapura Sinhala Vidyalaya Ulla Pottuvil KM/AL-Aksha Maha Vidyalaya,Natpiddimunai,	071-4496655	
170	Kalmunai	Kalmunai	Kalmunai	067-2221835	067-2221835
171	Kalmunai	Ninthavur	Km/AL-Athan Vidyalaya,Nintavur		
172	Kalmunai	Karaitivu	Karaitivu	067-2229903	
173	Kalmunai	Kalmunai Tamil	Kalmunai-Tamil	077-4124393	
174	Kalmunai	Sainthamaruthu	Sainthamaruthu		
175	Thirukkovil	Tirukkovil	TK/Arunodhaya Vidyalaya, Thambiluvil		
176	Sammanthurai	Sammanthurai	Amparni Rd, Sammanthurai	077-9060726	
177	Ampara	Damana	Damana	071-7991524	
178	Sammanthurai	Navithanveli	Chavalakadai, Kalmunai	077-9060681	
179	Mahaoya	Padiyatalawa	Padiyatalawa	071-2925801	
180	Mahaoya	Mahaoya	Maha-Oya	063-2244095	063-2244095
181	Dehiattakandiya	Dehiattakandiya	Sandunpura,Dehiattakandiya		
182	Akkaraipattu	Addalachchenai	Addalachchenai		
183	Akkaraipattu	Akkaraipattu	Municipal Council Road,Akkaraipattu-01		
184	Akkaraipattu	Potuvil 1(Muslim)	Potuvil		

185	Thirukkovil	Alayadivembu	RKM Road, Alayadivembu,Akkarai pattu 7/2	067-2265356	067-2265356
186	Thirukkovil	Potuvil 2(Tamil)	Komarai M.M.T.M.V. Komarai(E.P)		
187	Sammanthurai	Iragaman	Irakkaman 03		
188	Trincomalee	Trincomalee Town	SC Francis Xavier Mv Trincomalee	026-2226190	
189	Trincomalee	Kuchchveli	T/T/Irakkandy Sinhala Vidyalaya Nilaveli	026-2222442	026-2222442
190	Trincomalee	Thampalakamam	Thampalakamam	026-2222442	
191	Mutur	Mutur	Mutur	077-3579362	
192	Mutur	Eachchilampattu	Eachchilampattu	077-2355743	
193	Kantalai	Kantalai	Kanthalai		
194	Kantalai	Seruwila	Mahawaligama M.V,Seruwila		
195	Kinniya	Kinniya	Kinniya		
196	Kinniya	Mullipothana	Mullipothanaa		
197	Kinniya	Kurinchakeny	Kurinchakeny, Kinniya	026-2236585	
198	Trincomalee North	Gomarankadawala	Gomarankadawala		
199	Trincomalee North	Morawewa	T/Kambakotte Vidyalaya, Pankulama		
200	Trincomalee North	Padavi Sripura	Palugahawanguwa, Padavi-Sripura		
201	Maho	Galgamuwa	Galgamuwa	037-2253076	037-2253076
202	Maho	Giribawa	Giribawa	037-2053666	037-2053666
203	Giriulla	Kuliyapitiya - East	Nakkawatta	037-2280052	
204	Giriulla	Alawwa	Narammala	037-2249946	037-2249946
205	Giriulla	Pannala	Pannala	037-2245268	
206	Ibbagamuwa	Ridigama	Ridigama	071-819306	
207	Ibbagamuwa	Ibbagamuwa	Ibbagamuwa	071-8061596	
208	Ibbagamuwa	Ganewatta	Ganewatta	037-2264262	037-2264262
209	Kurunegala	Kurunegala	Kurunegala	037-2233823	037-2233823
210	Kurunegala	Polgahawela	Polgahawela	037-2242244	
211	Kurunegala	Mawathagama	Mawathagama	037-2299974	
212	Kuliyapitiya	Paduwasnuwara	Paduwasnuwara nugawala	037-2291967	037-2291967
213	kuliyapitiya	Bingiriya	Bingiriya	032-2246038	032-2246038

214	Kuliyapitiya	Kuliyapitiya - West	Kuliyapitiya	037-2282128	037-2282128
215	Kuliyapitiya	Udubaddawa	Udubaddawa	037-2286922	
216	Kuliyapitiya	Dahanakgedara	Dahanakgedara Moonamaldeniya	037-2052108	
217	Nikaweratiya	Wariyapola	Wariyapola	0372268089	037-2268089
218	Nikaweratiya	Kobeigane	Kobeigane	037-2293034	037-2293034
219	Nikaweratiya	Nikaweratiya	Nikaweratiya	037-2260180	
220	Nikaweratiya	Kotavehera	Kotawehera	037-3764310	
221	Maho	Maho	Maho	037-2275265	037-2275265
222	Maho	Polpithigama	Polpithigama	037-2273129	037-2273129
223	Puttalam	Puttalam - North	Puttalam	032-2265818	0322265818
224	Puttalam	Anamaduwa	Anamaduwa	032-2263202	0322263202
225	Puttalam	Kaipitiya	Kalpitiya	032-2260431	032-2260431
226	Puttalam	Pallama	Pallama,Adigama	032-3294229	
227	Puttalam	Puttalam- South	Puttalam - South	032-2268170	
228	Chilaw	Chilaw	Chilaw	032-2224158	032-2224158
229	Chilaw	Arachchikattuwa	Arachchikattuwa	032-2222387	032-2223457
230	Chilaw	Nattandiya	Nattandiya	032-2254415	032-2254415
231	Chilaw	Wennapuwa	Wennappuwa	031-2255387	031-2255387
232	Anuradhapura	Nochchiyagama	Nochchiyagama	0252225332	0252234808
233	Thambuthegama	Galnewa	Galnewa	0252276248	
234	Anuradhapura	Nuwaragampalatha(East)	Anuradhapura	0252225332	0252225332
235	Anuradhapura	Nuwaragampalatha(Central)	Anuradhapura	0252223030	0252234808
236	Anuradhapura	rambewa	rambewa	0779346872	
237	Anuradhapura	Wilachchiya	Oyamaduwa, Elayapaththuwa	0252223030	0252234808
238	Anuradhapura	Nachchaduwa	Nachchaduwa	0252225332	0252234808
239	Thambuthegama	Thambuthegama	Thambuttegama	0252276248	
240	Thamburttegama	Rajanganaya	Rajanganaya	0252276248	0252276248
241	kekirawa	Kekirawa	Basthiyan Silva College kekirawa	0717908965	
242	Kekirawa	Palugaswewa	Habarana road Palugaswewa	0716732549	

243	Kekirawa	Palagala	Ranawa vidyalaya Galkiriyagama	0716254768	
244	Kekirawa	Thirappane	Thirappane mahanama maha vidyalaya Thirappane	0713244070	
245	Kekirawa	Ipalogama	A/Hiripitiyagama vidyalaya Ipalogama	0776297367	
246	Galenbidunuwewa	Galenbidunuwewa	Galenbidunuwewa	0714479245	
247	Galenbindunuwewa	Kahatagasdigiya	Kahatagasdigiya	0713067821	
248	Galenbidunuwewa	Mihintale	Mihintale	0713550330	
249	Kebithigollewa	Kebithigollewa	Kebithigollewa	0723023909	
250	Kebithigollewa	Padaviya	Padaviya	0712841745	
251	Kebithigollewa	Horowpathana	Horowpathana	0714478127	
252	Kebithigollewa	Medawachchiya	M.M.V Medawachchiya	0778801120	
253	Tambuttegama	Talawa	Tambuttegama	0252276248	0252276248
254	Higurakgoda	Higurakgoda	Higurakgoda	0272246243	0272246243
255	Higurakgoda	Medirigiriya	Medirigiriya	0718319253	
256	Higurakgoda	Elahera	Bakamoona	0724905751	
257	Dimbulagala	Dimbulagala	Manampitiya	0272051106	0272051106
258	Dimbulagala	Welikanda	Welikanda	0272051106	0272051106
259	Dimbulagala	Aralaganwila	Manampitiya	0272051106	0272051106
260	Polonnaruwa	Lankapura	Lankapura Polonnaruwa	0272222184	0272222184
261	Polonnaruwa	Thamankaduwa	Polonnaruwa	0272222185	
262	Badulla	Badulla	Kings road Badulla	055-2222602	
263	Badulla	Haliela	Haliela	055-3012146	
264	Viyaluwa	Soranathota	Redeepana, Badulla.	055-3595216	

265	Viyaluwa	Meegahakivula	Meegahakivula.	055-3590372	
266	Viyaluwa	Kandekatiya	Kandekatiya	055-2245610	
267	Bandarawela	Bandarawela	Bandarawela	057-2222129	
268	Bandarawela	Haldummulla	Haldummulla	057-3579230	
269	Bandarawela	Haputale	Diyathalawa	057-2229081	
270	Bandarawela	Ella	Dova, Bandarawela	057-2228508	
271	Mahiyanganaya	Mahiyanganaya	Mahiyanganaya.	055-3595223	
272	Mahiyanganaya	Ridimaliyedda	Uraniya.	055-3595222	055-2257278
273	Welimada	Uva- Paranagama	Ambagasdowa	057-2245375	
274	Welimada	welimada	Welimada	057-3587977	
275	Passara	Passara	Passara.	055-3595221	
276	Monaragala	Siyambalanduwa	Dombagahawela.	055-2278008	
277	Monaragala	Monaragala	Monaragala	071-8273499	
278	Monaragala	Badalkumbura	Badalkumbura.	055-2250140	
279	Wellawaya	Buttala	Hijra Lane, Buttala.	055-3595225	
280	Wellawaya	Wellawaya	Wellawaya.	055-2274177	055-2274177
281	Wellawaya	Thanamalwila	Badagama, Thanamalwila	047-3622823	
282	Bibile	Madulla	Dambagalla.	055-2275109	
283	Bibile	Bibile	Bibile	055-2265333	
284	Bibile	Medagama	MO/Medagama N.S. Medagama.	055-3595218	
285	Ratnapura	Eheliyagoda	Panawala Road, Eheliyagoda.		
286	Ratnapura	Kuruwita	Kuruwita.	0452262167	
287	Ratnapura	Ratnapura	Malwala M.v., Malwala.	0452229577	
288	Balangoda	Balangoda	R/Buddha Jayanthi M.M.V., Balangoda.		
289	Ratnapura	Imbulpe	R/Ratmalawinna M.V. Balangoda.		
290	Balangoda	Weligepola	R/Sri Walagamba M.V. Weligepola.		
291	Nivitigala	Nivitigala	R/Dela M.V, Dela.	0453604727	
292	Nivitigala	Ayagama	Ayagama.	0452250248	
293	Ratnapura	Kalawana	Kalawana.	0452255410	

294	Nivitigala	Kahawatta	Kahawatta.	0452270325
295	Embilipitiya	Godakawela	Godakawela.	0452240280
296	Embilipitiya	Kolonna	Kolonna.	
297	Embilipitiya	Embilipitiya	Embilipitiya.	
298	Ratnapura	Ratnapura	Ganga Addara Road,Ratnapura.	0452231254
299	Ratnapura	Pelmadulla	R/Dippitigala Vidyalaya,Lellopitiya.	0452275915
300	Kegalle	Kegalle	Divisional Edu Office,Kegalle.	
301	Kegalle	Galigamuwa	Kegalle.	0353221256
302	Kegalle	Warakapola	Mahena,Warakapola.	
303	Kegalle	Dedigama	Mahena,Warakapola.	
304	Mawanella	Mawanella	Mawanella.	
305	Mawanella	Rambukkana	Ke/Mw/Parakrama M.V.Rambukkana.	
306	Mawanella	Aranayaka	Rivisada M.M.V.Ussapitiya.	
307	Dehiowita	Ruwanwella	Ruwanwella.	0362267997
308	Dehiowita	Dehiowita	Atulugama Primary School,Dehiowita.	
309	Dehiowita	Deraniyagala	Deraniyagala.	
310	Dehiowita	Yatiantota	Sri Selananda M.V.Bulathkohupitiya.	0362247335
311	Dehiowita	Kitulgala	Yatiantotha M.M.V.,Yatiantotha.	0362270633

## Worked Team

### Statistics Branch – Ministry of Education

A team head and overall guidance by Mr. R.D.N Karunasiri, Head of the Division has been prepared this publication.

#### **Census of Government Schools**

##### **Preparation of programs for data entry and error checking**

Department of Census & Statistics

##### **Data processing and preparation of tables**

Mr.A.W.S.W.S.K Perera, Statistical Officer

##### **Table formatting & Data Checking**

Mrs. D.M Samarawicrama, Statistical Officer

Mrs. D.M.P. Thalagala, Statistical Officer

##### **Manual checking of information and data entry**

A team comprising of ICT Assistant / Coding Clerks Mrs.P.A Udayangani, Mrs.E.A Chati ka, Mrs.J.M.C.M.Jayasekara, Mrs.K.Patmapriya, Mrs.M.K.S Deepani, Mrs.W.I.T Pieris, Mr.K.A.D.S.S Kodikara, Mrs.K.C Weerasingha, Development Officer: Mrs. N Hettiarachchi

##### **Preparation of the cover page**

Mrs. N Hettiarachchi, Development Officer

##### **Other census - Data Processing & preparation of tables**

Private Schools – Mrs.C.L Nakandala, Statistical Officer

Pirivenas -- Mrs. D.M Samarawicrama, Statistical Officer

TTCs and NCOEs – Mrs. D.M.P Thalagala, Statistical Officer

##### **Supportive Officers**

Document Assistant: Mrs.H.D. Aluthgamage, ICT Assistant: D.J Karannagoda,

Management Assistant: N.D Yapa